



Shirdi Sai Rural Institute's
ARTS, SCIENCE AND COMMERCE COLLEGE, RAHATA

"NAAC REACCREDITED "B++" GRADE COLLEGE"

A/P/Tal-Rahata, Dist.-Ahmednagar.(M.S.)423107

Affiliated to Savitribai Phule Pune University, Pune

www.ascrahata.org



SELF STUDY REPORT-CYCLE 3

2018-2023

CRITERION-I **CURRICULAR ASPECTS**

Key Indicator- 1.4 **Feedback System**

Metric: 1.4.1(QnM)

Institution obtains feedback on the academic performance and Ambience of the institution from various stakeholders, such as Students, Teachers, Employers, Alumni etc. and action taken report on the feedback is made available on institutional website

Submitted to
NATIONAL ASSESSMENT AND ACCREDITATION COUNCIL (NAAC)
BENGALURU



Shirdi Sai Rural Institutes,

Arts, Science and Commerce College, Rahata

Tal- Rahata, Dist-Ahmednagar, Pin - 423107 (MS)
(University of Pune Affiliated ID No. PU/AN/ASC/052/1997)
NAAC RE-ACCREDITED "B++" GRADE COLLEGE



Ref. : ASCCR /

Date

DECLARATION

We the undersigned, hereby declare that all information, reports, true copies of the supporting documents, and numerical data submitted by our institution for the purpose of NAAC accreditation have been thoroughly verified by the Internal Quality Assurance Cell (IQAC). We affirm that these submissions are accurate and correct as per our records.

This declaration pertains specifically to the accreditation process for the third cycle of the institution, covering the period from 2018-19 to 2022-23.

Thank you.

Sincerely,

Dr. Vikram P. Bhalekar
Coordinator
Internal Quality Assurance Cell
Arts, Science and Commerce College, Rahata



Prof. (Dr.) Somnath S. Gholap
Principal
Arts, Science and Commerce College
Rahata, Tel-Rahata, Dist-Ahmednagar


Date-30/07/2024

Place- Rahata

Feedback Analysis Report

INDEX

Sr. no	Particulars	Page No.
1	Academic Year 2022-23	1-14
2	Academic Year 2021-22	15-31
3	Academic Year 2020-21	32-48
4	Academic Year 2019-20	49-71
5	Academic Year 2018-19	72- 93


IQAC, Co - ordinator
ASC College, Rahata




PRINCIPAL
Art's, Science & Commerce College
Rahata, Dist. Ahmednagar.

Shirdi Sai Rural Institute's

Arts, Science and Commerce College, Rahata

Tal- Rahata, Dist- Ahmednagar (423107)

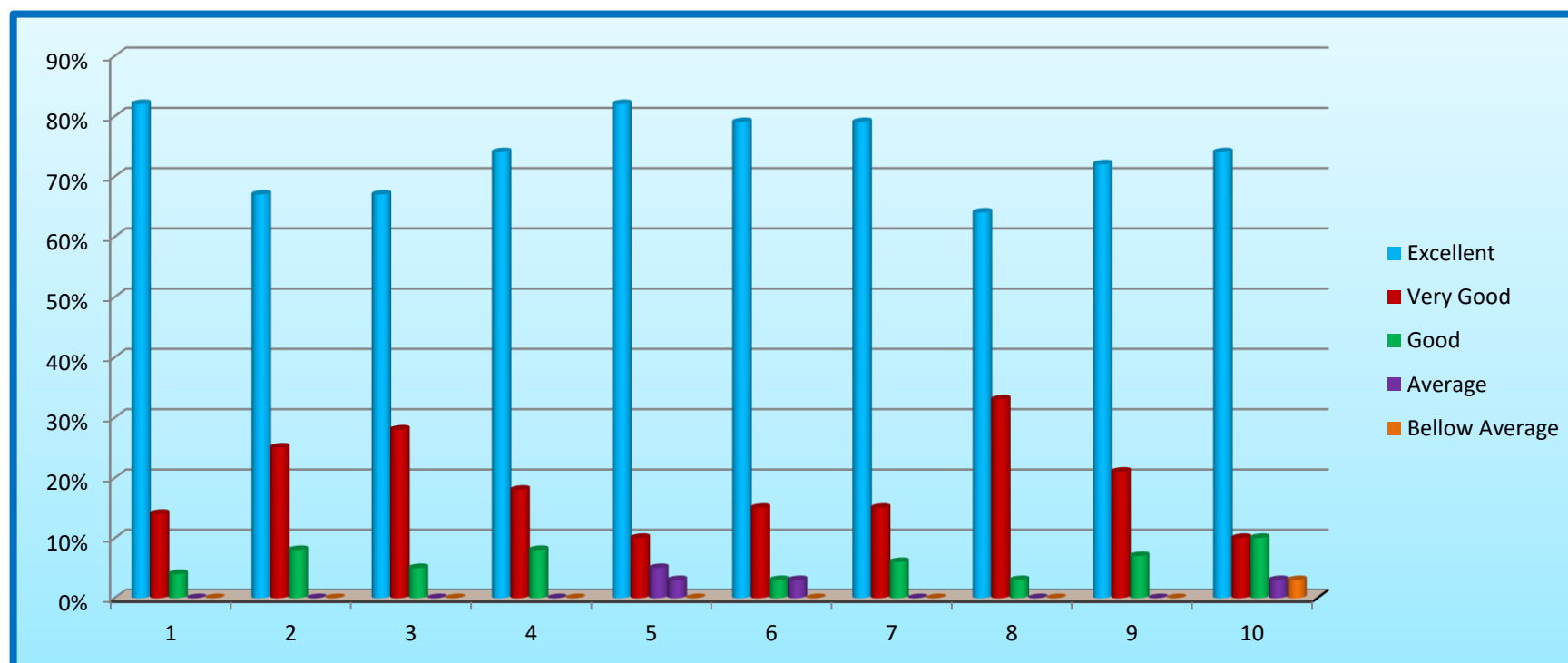
Feedback Analysis Report

Academic Year-2022-23

Teacher Feedback

Sr. No.	Questions	Opinion					Total
		Excellent	Very Good	Good	Average	Below Average	
1.	Classrooms and laboratories ambiance for the effective instructional delivery and practice	32	05	02	0	0	39
Percentage (%)		82%	14%	4%	0	0	100%
2.	Facilities of ICT teaching tools for the better transaction of the teaching and learning process	26	10	03	0	0	39
Percentage (%)		67%	25%	8%	0	0	100%
3.	Research culture of the institution	26	11	02	0	0	39
Percentage (%)		67%	28%	5%	0	0	100%
4.	Encouragement of the institution to participate/organize FDPs and other programs to strengthen the teacher's skills and knowledge	29	07	03	0	0	39
Percentage (%)		74%	18%	8%	0	0	100%
5.	Library facilities such as books, eBooks, e-Journals etc for teaching, learning and research	32	04	02	01	0	39
Percentage (%)		82%	10%	5%	3%	0	100%
6.	How effective do you feel the college's support services are in helping students achieve academic success?	31	06	01	01	0	39
Percentage (%)		79%	15%	3%	3%	0	100%
7.	How well does the institution provide opportunities for students to engage in extracurricular activities and pursue their interests outside of academics?	31	06	02	0	0	39
Percentage (%)		79%	15%	6%	0	0	100%
8.	The inclusiveness of the institution	25	13	01	0	0	39

Percentage (%)		64%	33%	3%	0	0	100%
9.	Work environment of the institution	28	08	03	0	0	39
Percentage (%)		72%	21%	7%	0	0	100%
10.	Overall ambiance of the college	29	04	04	01	01	39
Percentage (%)		74%	10%	10%	3%	3%	100%
Average Total		29	07	03	0	0	39
Average Percentage		74%	18%	8%	0	0	100%



Teacher's feedback analysis-Graphical representation

Teacher's Feedback Analysis

The following are the observation of Teachers feedback-

1. The above feedback report clearly indicates that the 74% teachers remarked as excellent to the all aspects of the feedback.
2. Only about 3% teachers respond ambiance of the college below average.
3. 67% teachers remarked that facilities of ICT teaching tools and Research cultures are excellent.
4. 82% teachers provide their positive opinion as a excellent, very good and good for Library facilities.



IQAC, Co - ordinator
ASC College, Rahata



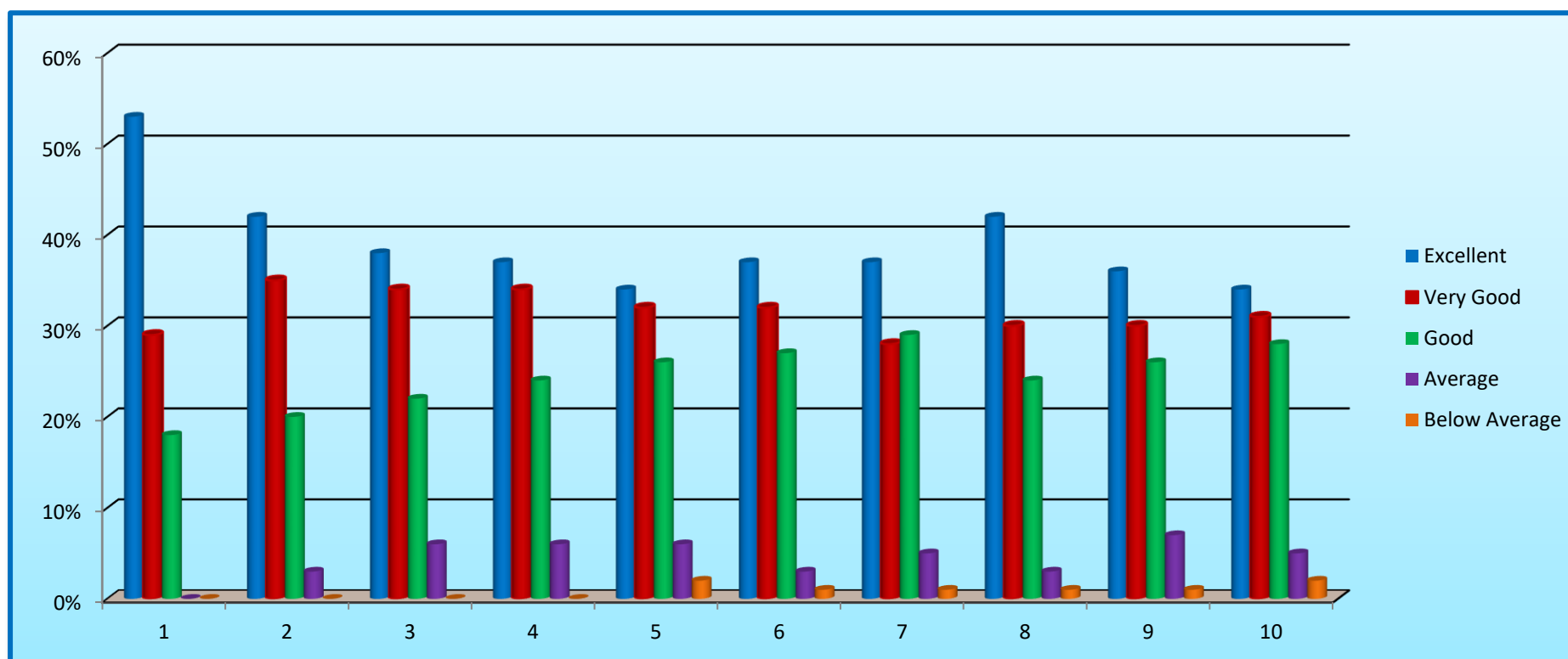
PRINCIPAL
Art's, Science & Commerce College
Rahata, Dist. Ahmednagar.



Student Feedback

Sr. No.	Questions	Opinion					Total
		Excellent	Very Good	Good	Average	Below Average	
1.	Overall quality of teaching and learning process	132	72	44	01	01	250
Percentage (%)		53%	29%	18%	00	00	100%
2.	Classrooms and laboratories ambiance for the effective learning	104	87	50	08	01	250
Percentage (%)		42%	35%	20%	3%	00	100%
3.	How would you rate the quality and relevance of the certificate/add-on courses/ Value added programs offered by the college?	96	86	53	14	01	
Percentage (%)		38%	34%	22%	6%	00	100%
4.	The institution's active interest in promoting expert talks /guest lecturers /seminars/workshops/field visits/ industrial visits/ internships etc.	92	85	59	14	0	250
Percentage (%)		37%	34%	24%	6%	00	100%
5.	How would you rate the availability and accessibility of academic resources (such as library, study material, computer lab, etc)	86	77	65	16	06	250
Percentage (%)		34%	32%	26%	6%	2%	100%
6.	Fairness of the internal evaluation process	93	79	69	07	02	250
Percentage (%)		37%	32%	27%	3%	1%	100%
7.	The grievance redressal mechanism of the institute	92	69	72	14	03	250
Percentage (%)		37%	28%	29%	5%	1%	100%
8.	How would you rate the academic support and guidance provided by the college?	105	75	61	07	02	250
Percentage (%)		42%	30%	24%	3%	1%	100%
9.	How would you rate the college's efforts to maintain a safe and	91	74	64	18	03	250

	secure campus?						
Percentage (%)		36%	30%	26%	7%	1%	100%
10.	Overall ambiance of the college	84	78	71	13	04	250
Percentage (%)		34%	31%	28%	5%	2%	100%
	Average Total	97	78	61	11	03	250
	Average Percentage	39%	32%	24%	4%	1%	100.00




Student feedback analysis-Graphical representation

Student Feedback Analysis

The following are the observation of student feedback -

1. It is seen that 53 % student's remark about quality of teaching and learning process is Excellent.
2. For classrooms and laboratories ambience for the effective learning 55% students remarked good while 42% of the students remarked their excellent feedback.
3. In case of the quality and relevance of the certificate/add-on courses/ Value added programs offered by the college 38% students remarked excellent while 56% remarked their feedback as a good.
4. The above feedback report clearly indicates that the 96% of the students remarked that internal evaluation process is excellent and good.
5. According to the feedback 42% students said that the academic support and guidance provided by the college is Excellent while 54% remarked it as good.



IQAC, Co - ordinator
ASC College, Rahata



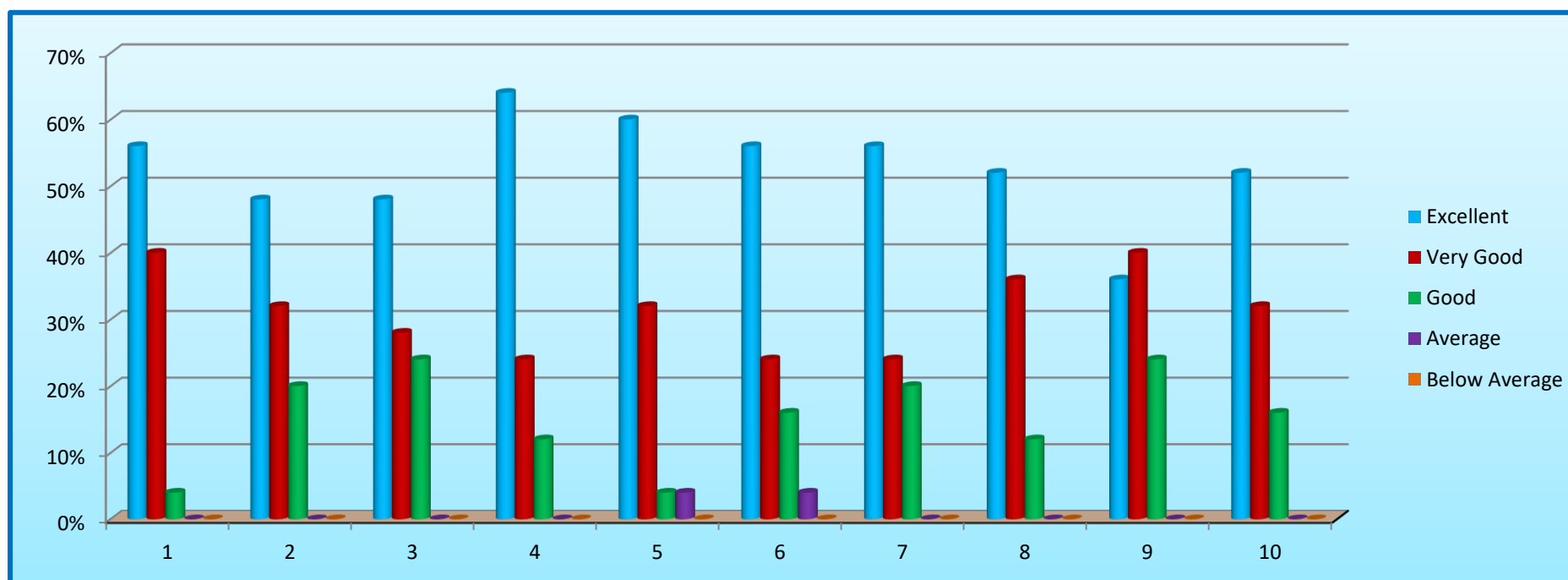
PRINCIPAL
Art's, Science & Commerce College
Rahata, Dist. Ahmednagar.



Alumni Feedback

Sr. No.	Questions	Opinion					Total
		Excellent	Very Good	Good	Average	Below Average	
1.	How would you rate the overall academic atmosphere at the college during your time as a student?	14	10	01	0	0	25
Percentage (%)		56%	40%	4%	00	00	100%
2.	How would you rate the physical infrastructure of the college during your time as a student?	12	08	05	0	0	25
Percentage (%)		48%	32%	20%	00	00	100%
3.	How would you rate the quality of teaching and faculty at the college during your time as a student?	12	07	06	0	0	25
Percentage (%)		48%	28%	24%	00	00	100%
4.	How would you rate the opportunities for extracurricular activities and events at the college during your time as a student?	16	06	03	0	0	25
Percentage (%)		64%	24%	12%	00	00	100%
5.	How would you rate the availability of resources and facilities for academic research at the college during your time as a student?	15	08	01	01	0	25
Percentage (%)		60%	32%	4%	4%	00	100%
6.	How would you rate the support provided by the college for job placements or further studies after graduation?	14	06	04	01	0	25
Percentage (%)		56%	24%	16%	4%	00	100%
7.	How effectively does the college utilize the knowledge and expertise of its alumni for the benefit of current students?	14	06	05	0	0	25
Percentage (%)		56%	24%	20%	00	00	100%
8.	Institute provides career development, Personality development, communication skills, employability skills development programs	13	09	03	0	0	25

	and enables good placements and higher studies avenues?						
Percentage (%)		52%	36%	12%	00	00	100%
9.	How would you rate the college's efforts to maintain a safe and secure campus?	09	10	06	0	0	25
Percentage (%)		36%	40%	24%	00	00	100%
10.	Overall ambience of the college.	13	08	04	0	0	25
Percentage (%)		52%	32%	16%	00	00	100%
Average Total		13	08	04	0	0	25
Average Percentage		52%	32%	16%	00	00	100%



Alumni feedback analysis-Graphical representation

Alumni Feedback Analysis

The following are the observation of Alumni feedback -

1. 56.00% Alumni remark, overall academic atmosphere at the college is excellent
2. Physical infrastructure, quality of teaching and faculty at the college remarked as 48.00% excellent.
3. As per the alumni feedback, extracurricular activities and events remarked as excellent.
4. All Alumni agree to Institute provides career development, Personality development, communication skills, employability skills development programs and enables good placements and higher studies avenues.



IQAC, Co - ordinator
ASC College, Rahata

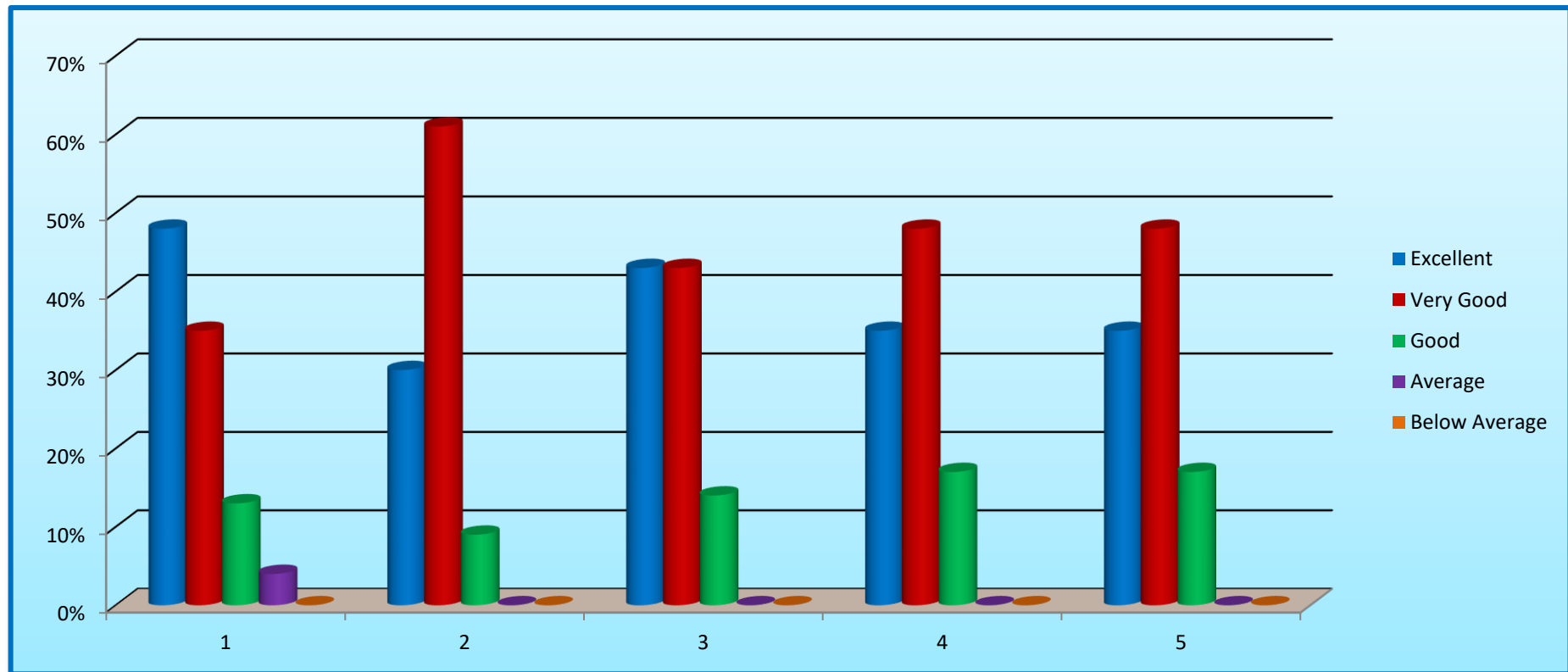


PRINCIPAL
Art's, Science & Commerce College
Rahata, Dist. Ahmednagar.



Employers Feedback

Sr. No.	Questions	Opinion					Total
		Excellent	Very Good	Good	Average	Below Average	
1.	The students of the institute meet the expectations of the employers	11	08	03	01	0	23
Percentage (%)		48%	35%	13%	4%	00	100%
2.	The institute is up to date to the current industrial needs	07	14	02	0	0	23
Percentage (%)		30%	61%	9%	00	00	100%
3.	How do you rate the students attending the Interview, does they attend the interview in a professional way?	10	10	03	0	0	23
Percentage (%)		43%	43%	14%	00	00	100%
4.	Does the student's academic and non- academic reports provided by the institution are good enough to understand the capability of the students?	08	11	04	0	0	23
Percentage (%)		35%	48%	17%	00	00	100%
5.	Overall ambience of the college	08	11	04	0	0	23
Percentage (%)		35%	48%	17%	00	00	100%
Average Total		09	11	03	0	0	23
Average Percentage		39%	48%	13%	00	00	100%



Employer feedback analysis-Graphical representation

Employer's Feedback Analysis:

The following are the observation of Employer feedback -

1. Average percentage of Employer Feedback shows that, 39% of the employer remarked as excellent for the all aspects of the feedback.
2. While 61% % Employers remarked very good and good for the all aspects.

3. As per the feedback obtained by the employer, the student's academic and non- academic reports provided by the institution are excellent and good.
4. 43% of the employer supposed that the students of the institution attending the Interview excellently.
5. According to the employer overall ambiance of the college is positive.



IQAC, Co - ordinator
ASC College, Rahata



PRINCIPAL
Art's, Science & Commerce College
Rahata, Dist. Ahmednagar.



Date- 11.04.2023

**To,
The Principal,
Arts, Science and Commerce College,
Rahata.**

Subject- Regarding the feedback given by the stakeholders (2022-23).....

Respected Sir,

As per the above mentioned subject, our college has been obtained feedback on curriculum from different stakeholders. As per the feedback obtained, following points are found which should be considered to take specific action to fulfill the demand of stakeholders.

- As per the alumni feedback, the institute should provide internship program to students, future career opportunities should be strengthened in tune with the curriculum, arrange field visit and study tour and also to provide project writing skill at UG and PG level.
- As per the student's feedback, students suggested that increase number of class tests, computer related courses, soft skill development programs like spoken English and communication skill etc.
- As per the feedback of employer, the curriculum should incorporate soft skills needed for employment.
- Likewise the feedback of employer also reflects that the syllabus should incorporate with developing skills aspects to handle problems at work place.

So, it is kind request to take suitable action regarding the feedback from the

Stakeholders to fulfill their expectation.

Thanking You,



Dr. M. B. Dighe

(Chairman-Feedback Committee)

**Shirdi Sai Rural Institute's,
Arts, Science and Commerce College, Rahata
Tal- Rahata, Dist-Ahmednagar (423107)**

Feedback Report

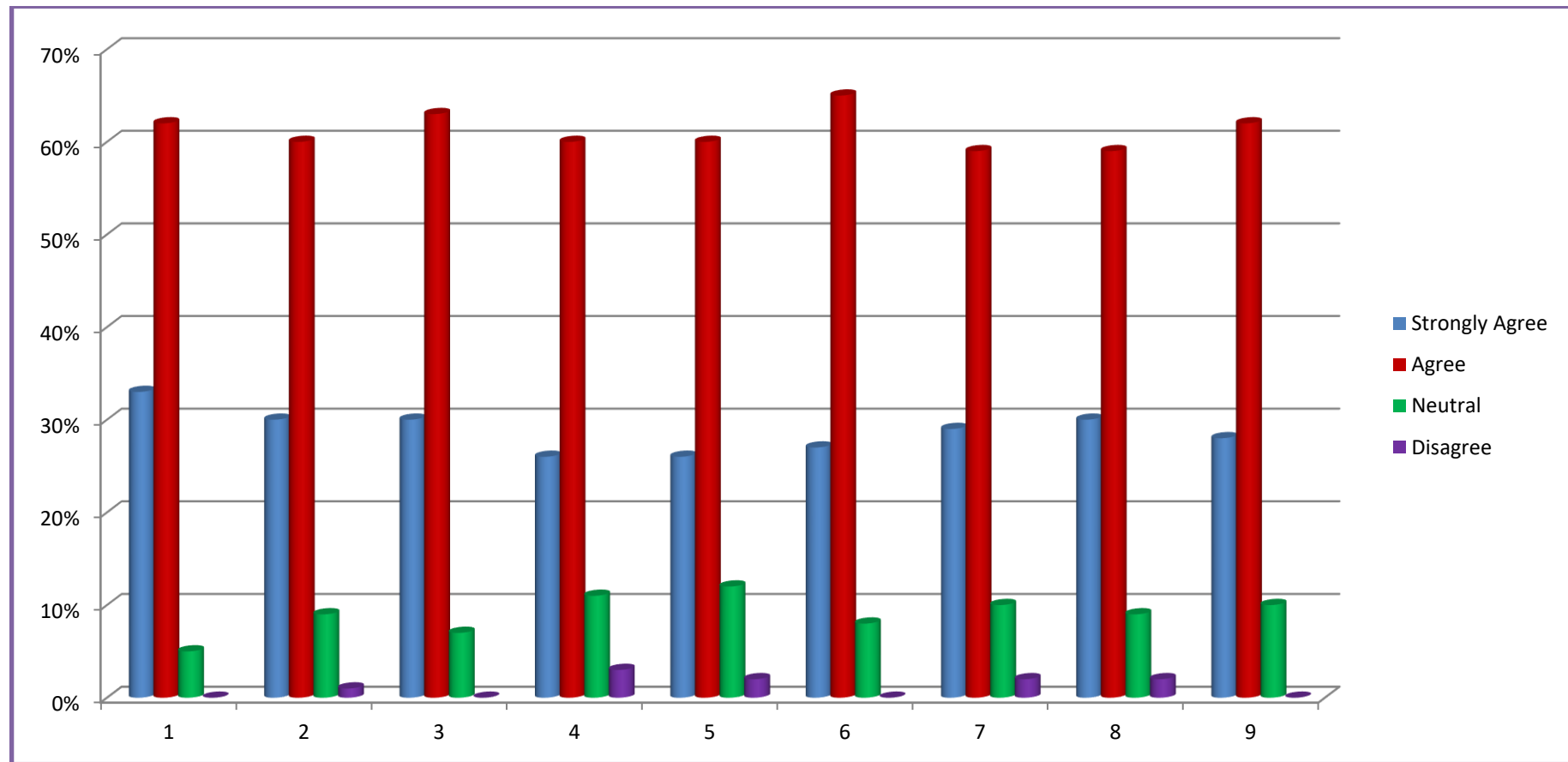
Academic Year- 2021-22

Feedback Report 2021-22

Students Feedback

Questions	Opinion				Total
	Strongly Agree	Agree	Neutral	Disagree	
1.Aims, Objectives and outcomes of the course and syllabus are well defined and clear to the students	123	232	19	01	375
Percentage (%)	33%	62%	5%	00	100%
2. The current syllabus gives clear idea about the subject.	113	225	35	02	375
Percentage (%)	30%	60%	9%	1%	100%
3.The curriculum is well divided into different topics with specific objectives	112	238	25	00	375
Percentage (%)	30%	63%	7%	00	100%
4. The curriculum is relevant for the solution of global and national problems.	95	226	43	11	375
Percentage (%)	26%	60%	11%	3%	100%
5. The syllabus helps in bridging the gap between industry and academic institutions.	96	226	44	09	375
Percentage (%)	26%	60%	12%	2%	100%
6. All important areas of the subject are covered through course content.	100	242	31	02	375
Percentage (%)	27%	65%	8%	00	100%
7. The syllabus is updated with the current trends of Industry and Academia to facilitate placements	110	221	39	05	375
Percentage (%)	29%	59%	10%	2%	100%
8. Each topic has given approximate weightage as per the need of the syllabus	113	221	32	09	375
Percentage (%)	30%	59%	9%	2%	100%
9.Curriculum is structured, comprehensive, relevant and arranged properly	104	233	35	03	375
Percentage (%)	28%	62%	10%	00	100%
Average Total	107	229	34	5	375

Average percentage	29%	61%	9%	1%	100%
--------------------	-----	-----	----	----	------



Student Feedback - Graphical Representation

Student Feedback Report:

The following are the observations of student feedback,

1. It is seen that the 29% students are strongly agree with their syllabus.
2. The above feedback report of student's feedback clearly indicates that the 61% students remarked as an "agree" with all aspects regarding the curriculum.
3. About 9% students conveyed their response as a neutral regarding their course syllabus.
4. Only 1% students are disagree regarding their syllabus.


IQAC, Co - ordinator
ASC College, Rahata



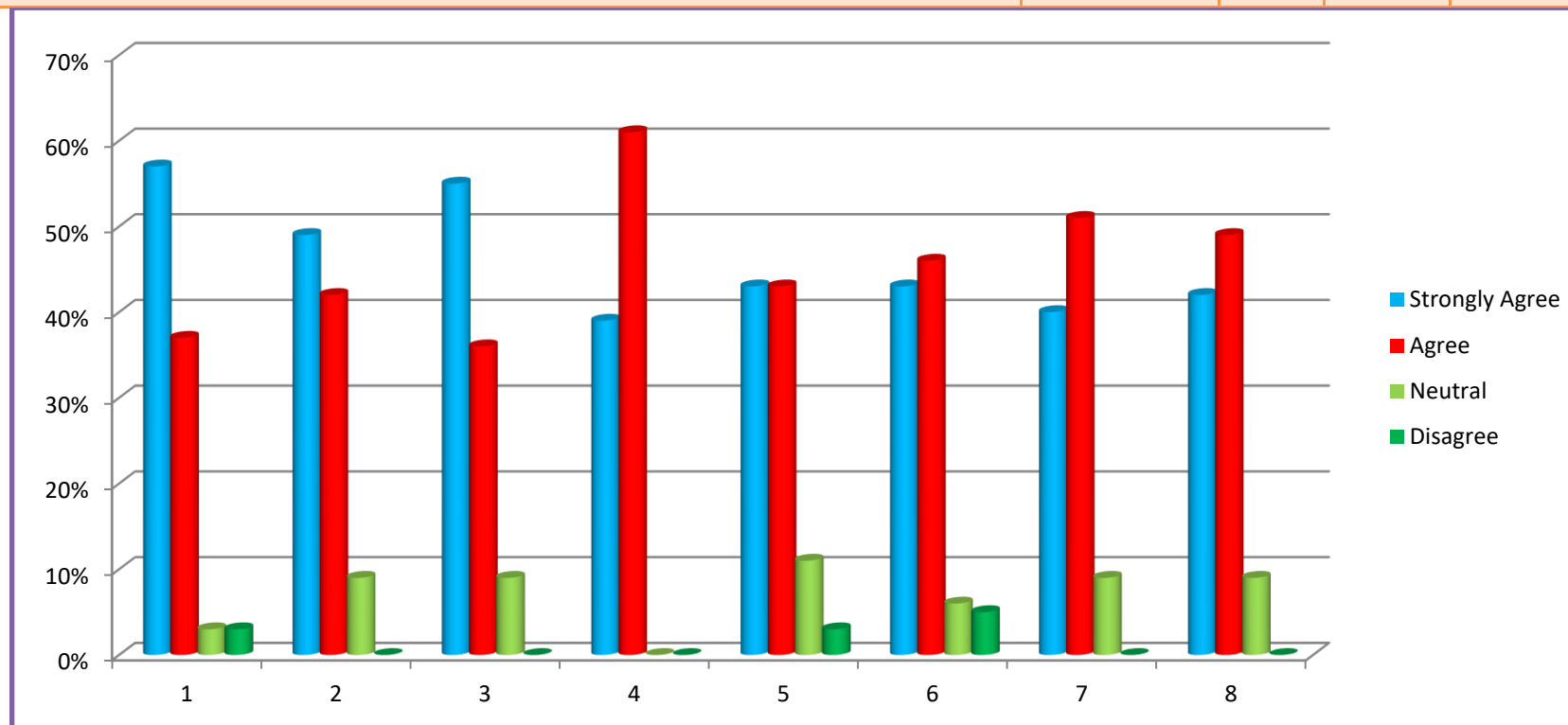

I/C PRINCIPAL
Art's, Science & Commerce College
Rahata, Dist. Ahmednagar.

Teachers Feedback

Questions	Opinion				Total
	Strongly Agree	Agree	Neutral	Disagree	
1. Aims, Objectives and outcomes of the course and syllabus are well defined and clear to faculty members	38	25	02	02	67
Percentage (%)	57%	37%	3%	3%	100%
2. Teaching of the courses has encouraged the faculty members to conduct research work.	33	28	06	00	67
Percentage (%)	49%	42%	9%	00	100%
3. Student centered learning resources are available in the college	37	24	06	00	67
Percentage (%)	55%	36%	9%	00	100%
4. Syllabus is suitable for both slow and fast learners	26	41	00	00	67
Percentage (%)	39%	61%	00	00	100%
5. Time framework of the syllabus given during the semester is appropriate	29	29	07	02	67
Percentage (%)	43%	43%	11%	3%	100%
6. Value content of the syllabus in making the students good citizens	29	31	04	03	67
Percentage (%)	43%	46%	6%	5%	100%
7. The syllabus helps in bridging the gap between industry and academic institutions.	27	34	06	00	67
Percentage (%)	40%	51%	9%	00	100%
8. The syllabus is updated with the current trends of Industry and Academia to facilitate	28	33	06	00	67

placements.

Percentage (%)	42%	49%	9%	00	100
Average Total	31	31	05	00	67
Average percentage	46%	46%	7%	1%	100%




Teacher Feedback - Graphical Representation

Teachers Feedback Report

The following are the observations of Teachers feedback –

1. The above feedback report clearly indicates that the 92 % teachers are agree to the all aspects of the feedback”,
2. 7% of the teachers illustrate their neutral response.
3. Only about 1% teachers conveyed “Disagree” responses regarding course syllabus.


IQAC, Co - ordinator
ASC College, Rahata




H/O PRINCIPAL
Art's, Science & Commerce College
Rahata, Dist. Ahmednagar.

Alumni Feedback

Questions	Responses %				Total
	Very Good	Good	Satisfactory	Unsatisfactory	
1. How would you rate the curriculum prescribed for your degree during your term in the college?	32	19	04	03	58
Percentage (%)	55%	33%	7%	5%	100%
2. How would you rate suitability of the curriculum and syllabus content for placement/higher education?	25	26	04	03	58
Percentage (%)	43%	45%	7%	5%	100%
3. How would you rate the curriculum is in relation to your current professional standards?	23	27	06	02	58
Percentage (%)	40%	47%	10%	3%	100%
4. How would you rate the skills acquired from the curriculum to face the professional challenges?	24	22	09	03	58
Percentage (%)	41%	38%	16%	5%	100%
5. How do you rate academic events/activities organized by the college for your overall development?	23	20	12	03	58
Percentage (%)	40%	34%	21%	5%	100%
6. How would you rate the following academic initiatives taken by the college to improve your competence as student? (Seminars, Workshops, Case Studies, Projects, Study Tours, Field Visits etc.)	26	25	05	02	58
Percentage (%)	45%	43%	9%	3%	100%
7. How would you rate the motivation created by the syllabus to pursue post-Graduation/ Research in the particular topic	23	20	12	03	58
Percentage (%)	40%	34%	21%	5%	100%
Average Total	25	23	07	03	58

Average percentage

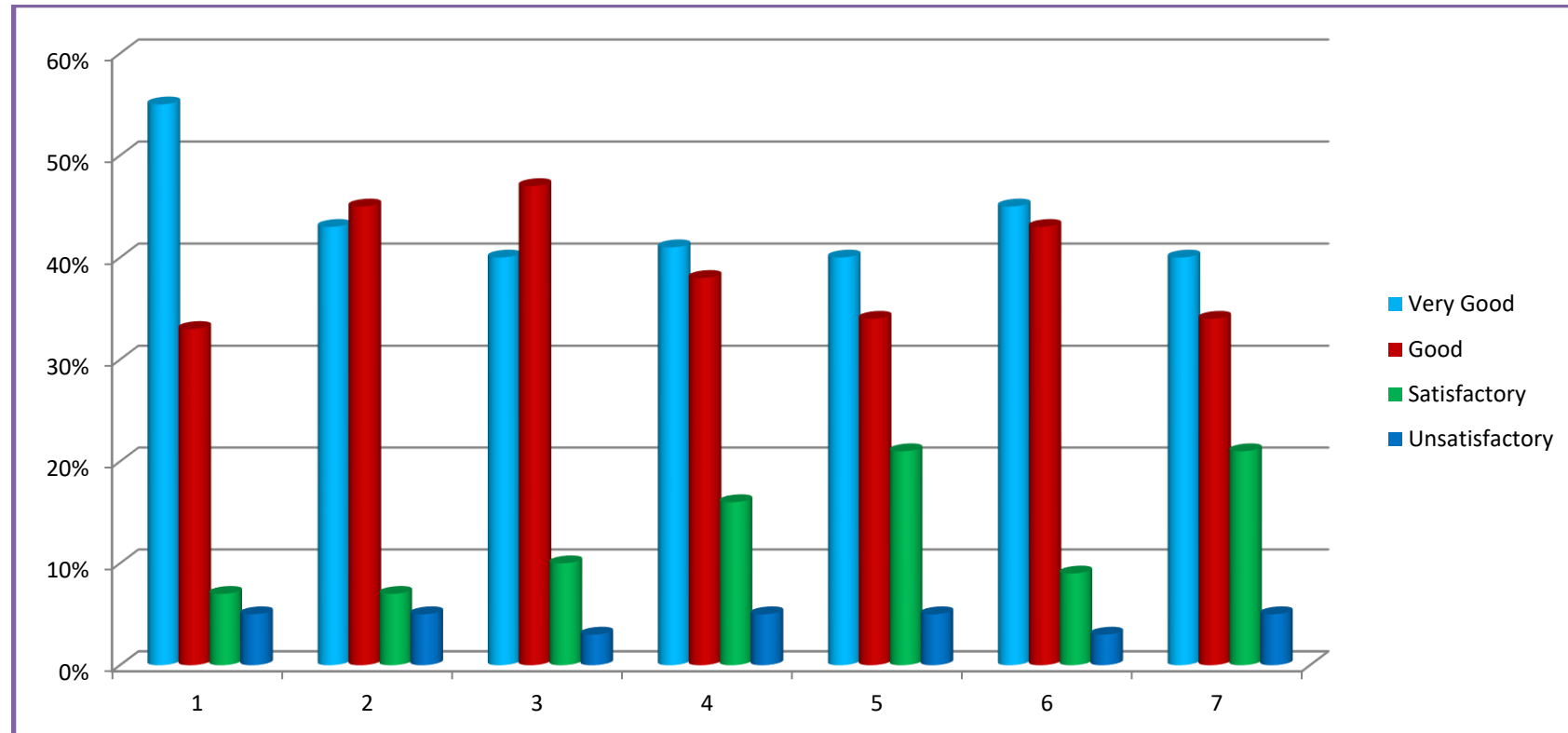
44%

39%

13%

4%

100%



Alumni Feedback - Graphical Representation

Alumni Feedback Report:

The following are the observations of Alumni feedback –

1. 44% alumni remarked “very good”,39% alumni remarked “Good” and 13% alumni expressed “Satisfactory” responses regarding their course syllabus. Only 4% alumni are unsatisfactory regarding the syllabus.
2. As per the alumni feedback, Future Career Opportunities should be strengthened in tune with the curriculum.



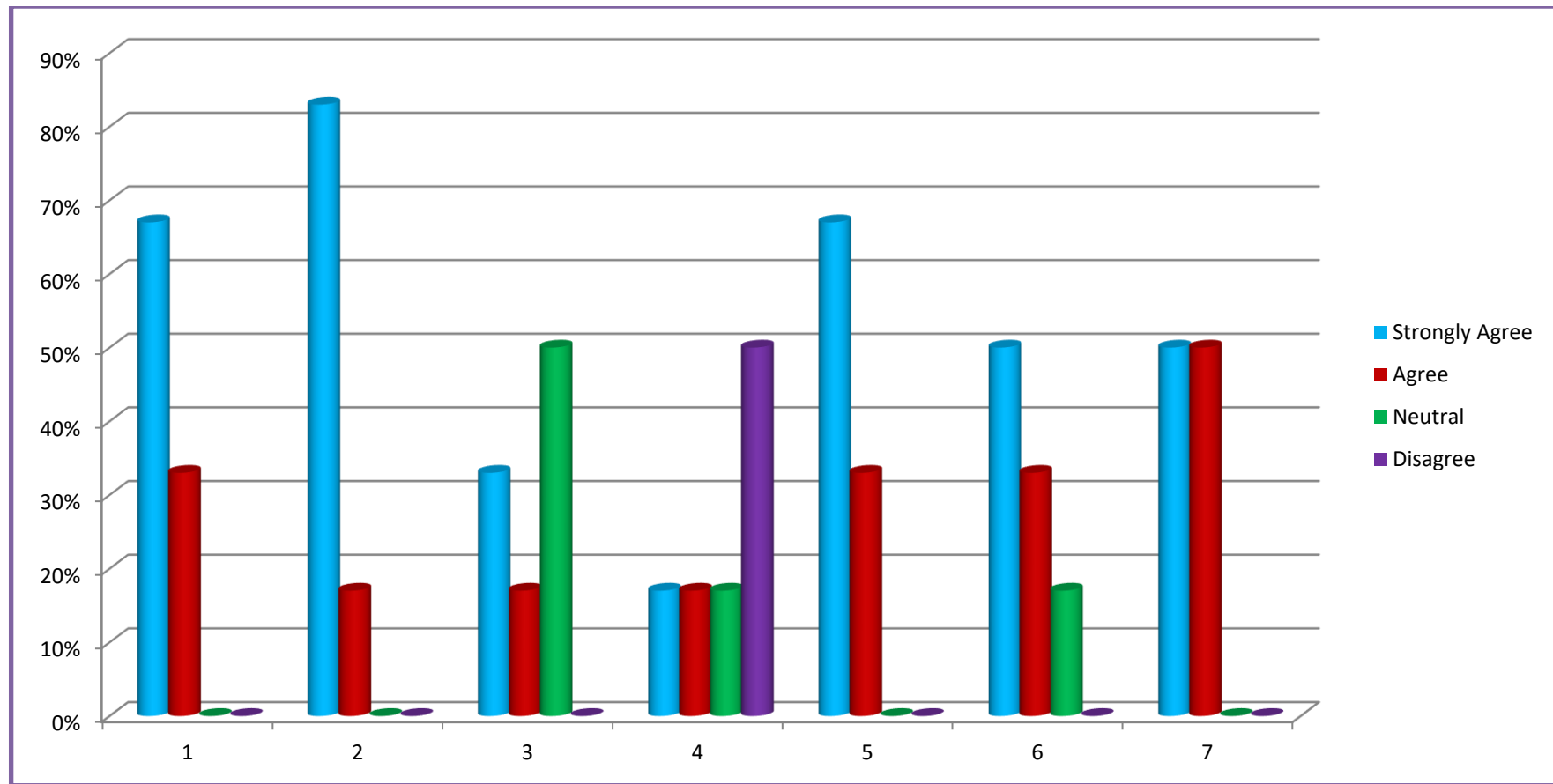
IQAC, Co - ordinator
ASC College, Rahata



I/C PRINCIPAL
Art's, Science & Commerce College
Rahata, Dist. Ahmednagar.

Employer Feedback Analysis

Questions	Opinion				Total
	Strongly Agree	Agree	Neutral	Disagree	
1. The curriculum has good balance between theory and applications.	04	02	00	00	06
Percentage (%)	67%	33%	00	00	100%
2. The curriculum has enough content for a student to acquire sufficient knowledge to secure a subject related job.	05	01	00	00	06
Percentage (%)	83%	17%	00	00	100%
3. The curriculum incorporates soft skills needed for employment.	02	01	03	00	06
Percentage (%)	33%	17%	50%	00	100%
4. The syllabus has content for developing skills to handle problems at work place.	01	01	01	03	06
Percentage (%)	17%	17%	17%	50%	100%
5. The offered programme gives exposure through project/dissertation/training/field visit for real-life experiential Learning.	04	02	00	00	06
Percentage (%)	67%	33%	00	00	100%
6. The curriculum provides scope for acquiring employable and entrepreneurship skills.	03	02	01	00	06
Percentage (%)	50%	33%	17%	00	100
7. The curricular and co-curricular initiatives taken by the institute help the students to attain the required competency level.	03	03	00	00	06
Percentage (%)	50%	50%	00	00	100
Average Total	03	02	01	00	06
Average percentage	50%	33%	17%	00	100%



Employer Feedback - Graphical Representation

Employer Feedback Analysis-

The following are the observations of Employer feedback –

1. Average percentage of Employer Feedback shows that 83% of employers are agreed with the course content.
2. As per the feedback obtained by the employer, the curriculum should incorporate soft skills needed for employment.
3. It was also reflect thatthe syllabus should content for developing skills to handle problems at work place.


IQAC, Co - ordinator
ASC College, Rahata




HOD PRINCIPAL
Art's, Science & Commerce College
Rahata, Dist. Ahmednagar.

Date- 24.03.2022

To,
The Principal,
Arts, Science and Commerce College, Rahata

Subject: Regarding the feedback given by the stakeholders (2021-22)

Respected sir,

As per the above mentioned subject, our college has been obtained feedback on curriculum from different stakeholders. As per the feedback obtained, following points are found which should be considered to take specific actions to fulfill the demands of stakeholders.

- As per the alumni feedback, Future Career Opportunities should be strengthened in tune with the curriculum
- As per the feedback of employer, the curriculum should incorporate soft skills needed for employment.
- Likewise the feedback of employer also reflects that, the syllabus should incorporate with developing skills aspects to handle problems at work place.

So, it is kind request to take suitable action regarding the feedback from the stakeholders to fulfill their expectations.

Thanking You.



Chairman- Feedback Committee



Shirdi Sai Rural Institute's,
Art's, Science and Commerce College, Rahata

A/p: - Pimplas, Tal: - Rahata Dist. Ahmednagar, 423107 Phone- (02423) 295488

(University of Pune Affiliated ID No. PU/AN/ASC/052/1997)

NAAC Track I D - MHC0GN 80225 AISHE CODE - C – 41932

Email: ascrahata@gmail.com/rahatacollege@rediffmail.com Website: www.ascrahata.org



Date- 25.03.2022

To
The Director,
Shirdi Sai Rural Institute,
Pravaranagar

Subject- Regarding the approval to Feedback Suggestions

Respected sir,

As per the above mentioned subject, I would like to request you to present the feedback analysis report and suggestions given by various stakeholders for the academic year 2021-22 in the upcoming meeting of College Development Committee for approval and suggestions.

As per the feedback obtained, following points are found which should be considered to take specific actions to fulfill the demands of stakeholders.

- As per the alumni feedback, Future Career Opportunities should be strengthened in tune with the curriculum
- As per the feedback of employer, the curriculum should incorporate soft skills needed for employment.
- Likewise the feedback of employer also reflects that, the syllabus should incorporate with developing skills aspects to handle problems at work place.

So, it is kind request to take suitable action regarding the feedback from the stakeholders to fulfill their expectations.

Thanking You.

Yours sincerely

Principal

I/C PRINCIPAL

Art's, Science & Commerce College
Rahata, Dist. Ahmednagar

SHIRDI SAI RURAL INSTITUTE, PRAVARANAGAR

C/O- Arts, Science and Commerce College Campus, Rahata,
Tal- Rahata, Dist-A.Nagar (423107)



Website: www.ascrahata.org
Email: ssri.rahata@pravara.in

Phone- (02423) 295488
Estd- 28th January 1997
Reg.No.-BPT E-16710 (Mumbai)



Recipient of Maharashtra State Govt. Information Technology Award-HRD 2009

Ref/SSRI/EST/2018-19/ 412

Date- 11.02.2023

To,
The Principal,
Arts, Science and Commerce College, Rahata

Subject- Approval of Feedback report and suggestion by CDC....

Dear Sir,

As per the above mentioned subject, I would like to inform that the feedback analysis report and suggestions given by the stakeholders for the year 2021-22 was approved and confirmed during the meetings of the College Development Committee held on 10.02.2023.

Thanking you,


Director,
Shirdi Sai Rural
Institute, Pravaranagar
Shirdi Sai Rural Institute, Pravaranagar
Tal. Rahata, Dist. Ahmednagar


Internal Quality Assurance Cell (IQAC): 2021-2022

Suggestions for Action Taken Report on Feedback

The Institution collects feedback on curriculum from different stakeholders like student, alumni, teachers and employers. The feedback is analyzed. Feedback of different stakeholders and suggestions given by them were put forth before the CDC for necessary action.

Suggestions	Action Taken
Future Career Opportunities should be strengthened in tune with the curriculum.	The activity of career counselling and competitive examination cells needs to be enriched. Experts and Prominent Alumni lectures will be organized for students. Separate reading hall will be established for stakeholders for the preparation of competitive examination. MoU's and collaborative activities will be enhanced to increase the career opportunities for the students.
The curriculum should incorporate soft skills needed for employment.	Inclusion of various skill development programmes for the students as per the need.
The syllabus should incorporate with developing skills aspects to handle problems at work place.	To enhance skills among students. MoU's and collaborative program should be increased. The tie-up with MNC's; life skill training program, career katta program should be increased.

The feedback obtained by the stakeholders is taken in to consideration and necessary action was taken to satisfy the expectations of stakeholders of the institution.


IQAC, Co - ordinator
ASC College, Rahata




I/C PRINCIPAL
Art's, Science & Commerce College
Rahata, Dist. Ahmednagar.

**Shirdi Sai Rural Institute's,
Arts, Science and Commerce College, Rahata
Tal- Rahata, Dist-Ahmednagar (423107)**

Feedback Report

Academic Year- 2020-21

Submitted by

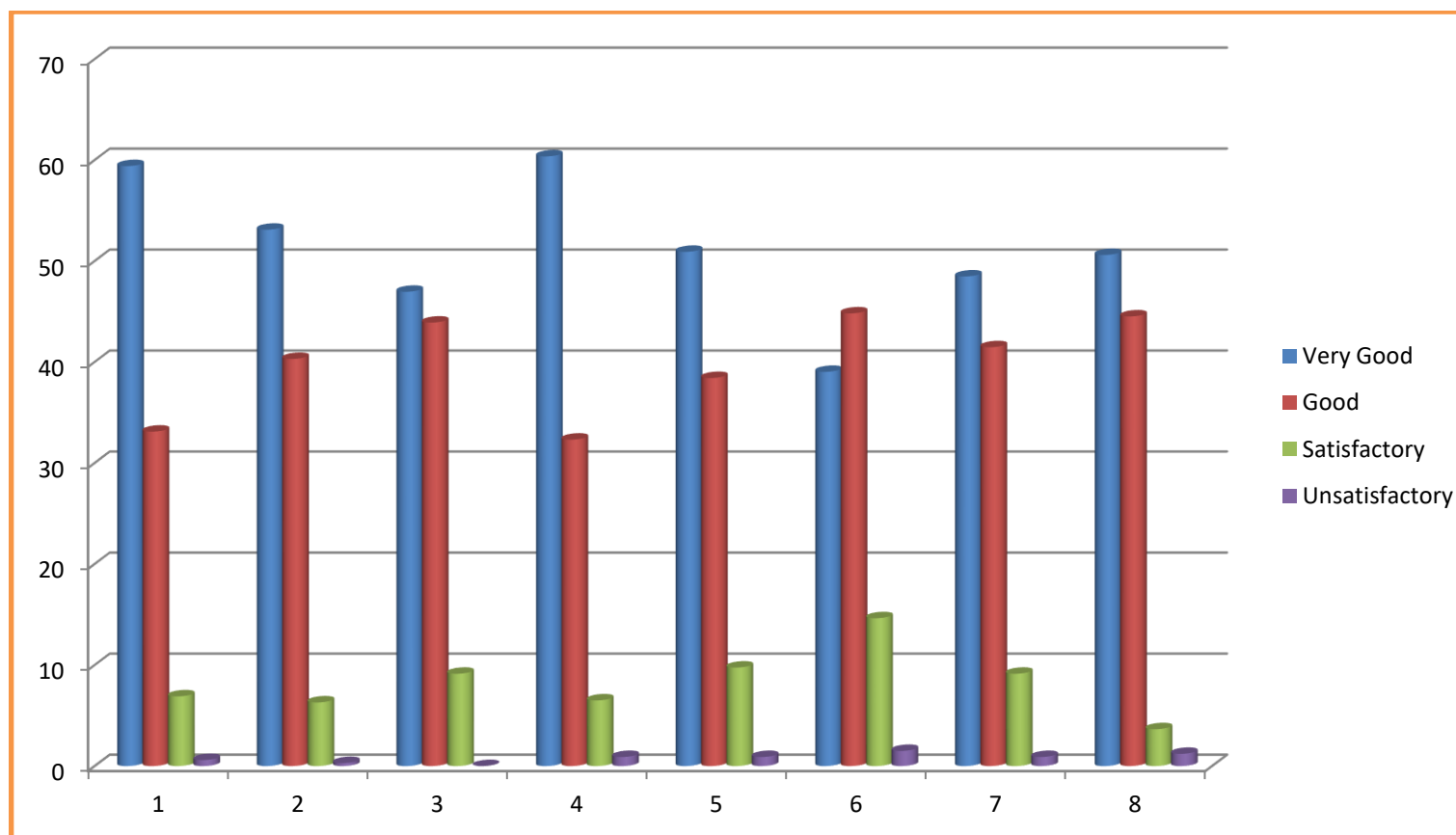
Feedback Committee

Feedback Report 2020-21

Students Feedback

Questions	Opinion				Total
	Very Good	Good	Satisfactory	Unsatisfactory	
1. Depth of the course content including project work if any:	194	109	23	02	328
Percentage	59%	33%	7%	1%	100%
2.Extent of coverage of course:	171	136	20	01	328
Percentage	53%	40%	7%	00	100%
3.Applicability / Relevance to real life situations:	154	144	30	00	328
Percentage	47%	44%	9%	00	100%
4. Learning value (in terms of knowledge and concepts):	198	106	21	03	328
Percentage	60%	32%	7%	1%	100%
5. Clarity and Relevance of study material.	167	126	32	03	328
Percentage	51%	38%	10%	1%	100%
6. The relevance of additional source material (Library):	128	147	48	05	328
Percentage	39%	45%	15%	1%	100%
7. The extent of effort required by students:	159	136	30	03	328
Percentage	48%	41%	10%	1%	100%
8. Overall rating:	166	146	12	04	328
Percentage	51%	44	4	1	100

Average Total	167	131	27	03	328
Average percentage	51%	40%	8%	1%	100%



Students Feedback- Graphical Representation

Student Feedback Report:

The following are the observations of student feedback,

5. It is seen that the availability additional reading material should be increased in the library.
6. The above feedback report of student's feedback clearly indicates that the 52% students remarked as "very good"
7. About 40% students conveyed their "Good" and 8% students expressed their "Satisfactory" response regarding their course syllabus.
8. Only 1% students registered unsatisfactory regarding their syllabus.



IQAC, Co - ordinator
ASC College, Rahata

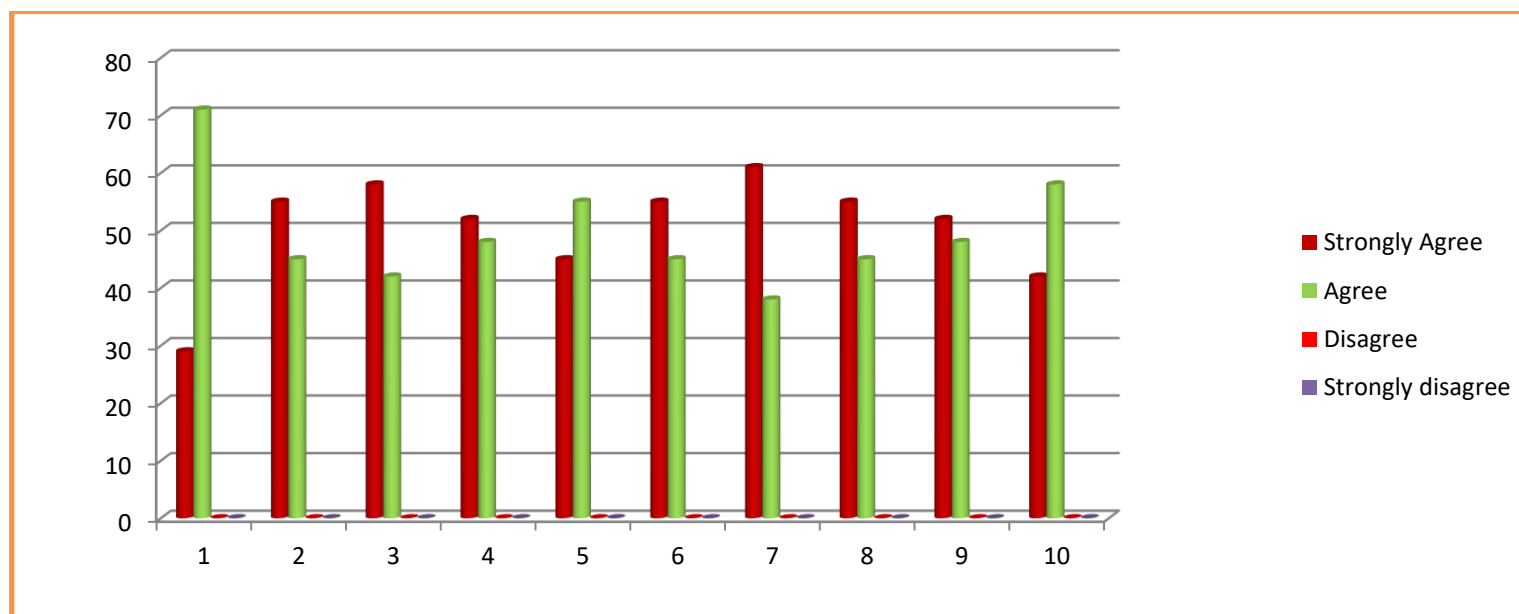


I/C PRINCIPAL
Art's, Science & Commerce College
Rahata, Dist. Ahmednagar.

Teachers Feedback

Questions	Opinion				Total
	Strongly Agree	Agree	Disagree	Strongly disagree	
1. The syllabus of the course is updated and useful in gaining subject knowledge.	09	22	00	00	31
Percentage	29%	71%	00	00	100%
2. The semester pattern is convenient for students to learn.	17	14	00	00	31
Percentage	55%	45%	00	00	100%
3. The CBCS pattern helpful to the learners	18	13	00	00	31
Percentage	58%	42%	00	00	100%
4. The Curriculum having good academic flexibility.	16	15	00	00	31
Percentage	52%	48%	00	00	100%
5. The syllabus of the course emphasizes the learning of job oriented skills.	14	17	00	00	31
Percentage	45%	55%	00	00	100%
6. The syllabus of the course is useful in gaining necessary skills for facing in different competitive examinations.	17	14	00	00	31
Percentage	55%	45%	00	00	100%
7. The syllabus does not result in any overloading on students during the semester(s).	19	12	00	00	31
Percentage	61%	39%	00	00	100%
8. The contents of the course in the syllabus are comprehensive.	17	14	00	00	31

Percentage	55%	45%	00	00	100%
9. The syllabus of the course gives fundamentals and leads to critical thinking.	16	15	00	00	31
Percentage	52%	48%	00	00	100%
10. The completion of syllabus gives confidence for pursuing higher studies.	13	18	00	00	31
Percentage	42%	58%	00	00	100%
Average Total	16	15	00	00	31
Average percentage	52%	48%	00	00	100%



Teachers Feedback- Graphical Representation

Teachers Feedback Report

The following are the observations of Teachers feedback –

4. The above feedback report clearly indicates that the 52 % teachers remarked “Strongly agree”,
5. About 48 % teachers conveyed “Agree” responses regarding course syllabus.


IQAC, Co - ordinator
ASC College, Rahata

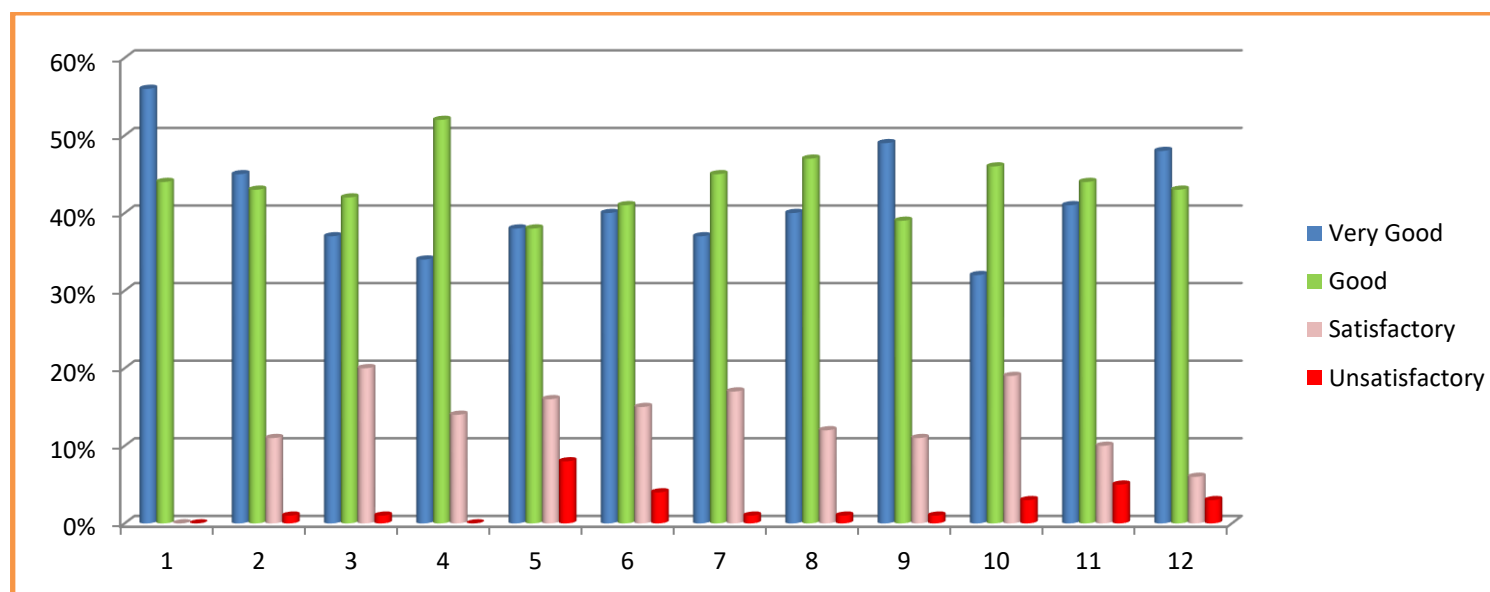



I/C PRINCIPAL
Art's, Science & Commerce College
Rahata, Dist. Ahmednagar.

Alumni Feedback Analysis

Questions	Responses %				Total
	Very Good	Good	Satisfactory	Unsatisfactory	
1. How would you rate the curriculum prescribed for your degree during your term in the college?	51	40	00	00	91
Percentage	56%	44%	00	00	100%
2. On what scale would you rate your curriculum with present curriculum(Yearly pattern, Semester pattern CBCS pattern)	41	39	10	01	91
Percentage	45%	43%	11%	1%	100%
3. Does the Curriculum give you sufficient & necessary knowledge with respect to future career opportunities?	34	38	18	01	91
Percentage	37%	42%	20%	1%	100%
4. Does the curriculum have good balance between theory and applications?	31	47	13	00	91
Percentage	34%	52%	14%	00	100%
5. How do you rate the academic initiatives taken by the college to bridge the Gap Between Industry Standards/ current global scenarios.	35	35	14	07	91
Percentage	38%	38%	16%	8%	100%
6. How do you rate the relevance of your degree to your present job?	36	37	14	04	91
Percentage	40%	41%	15%	4%	100%
7. How do you rate academic events/activities organized by the college for your overall development?	34	41	15	01	91
Percentage	37%	45%	17%	1%	100%
8. How would you rate the motivation created by the syllabus to pursue post-Graduation/ Research in the particular topic	36	43	11	01	91
Percentage	40%	47%	12%	1%	100%
9. How would you rate the Infrastructural facilities available in the campus?	45	34	11	01	91

Percentage	49%	39%	11%	1%	100%
10. ICT facilities available in the college	29	42	17	03	91
Percentage	32%	46%	19%	3%	100%
11. How would you rate the following academic initiatives taken by the college to improve your competence as student? (Seminars, Workshops, Case Studies, Projects, Study Tours, Field Visits etc.)	37	40	09	05	91
Percentage	41%	44%	10%	5%	100%
12. Availability of reference and Textbooks in the library	44	39	05	03	91
Percentage	48%	43%	6%	3%	100%
Average Total	38	40	11	2	91
Average percentage	41%	43%	13%	3%	100%



Alumni Feedback- Graphical Representation

Alumni Feedback Analysis:

The following are the observations of Alumni feedback –

3. 41% alumni remarked “very good”, 43% alumni remarked “Good” and 13% alumni expressed “Satisfactory” responses regarding their course syllabus. Only 3% alumni are unsatisfactory regarding the syllabus.
4. As per the alumni feedback, Future Career Opportunities should be strengthened in tune with the curriculum.


IQAC, Co - ordinator
ASC College, Rahata

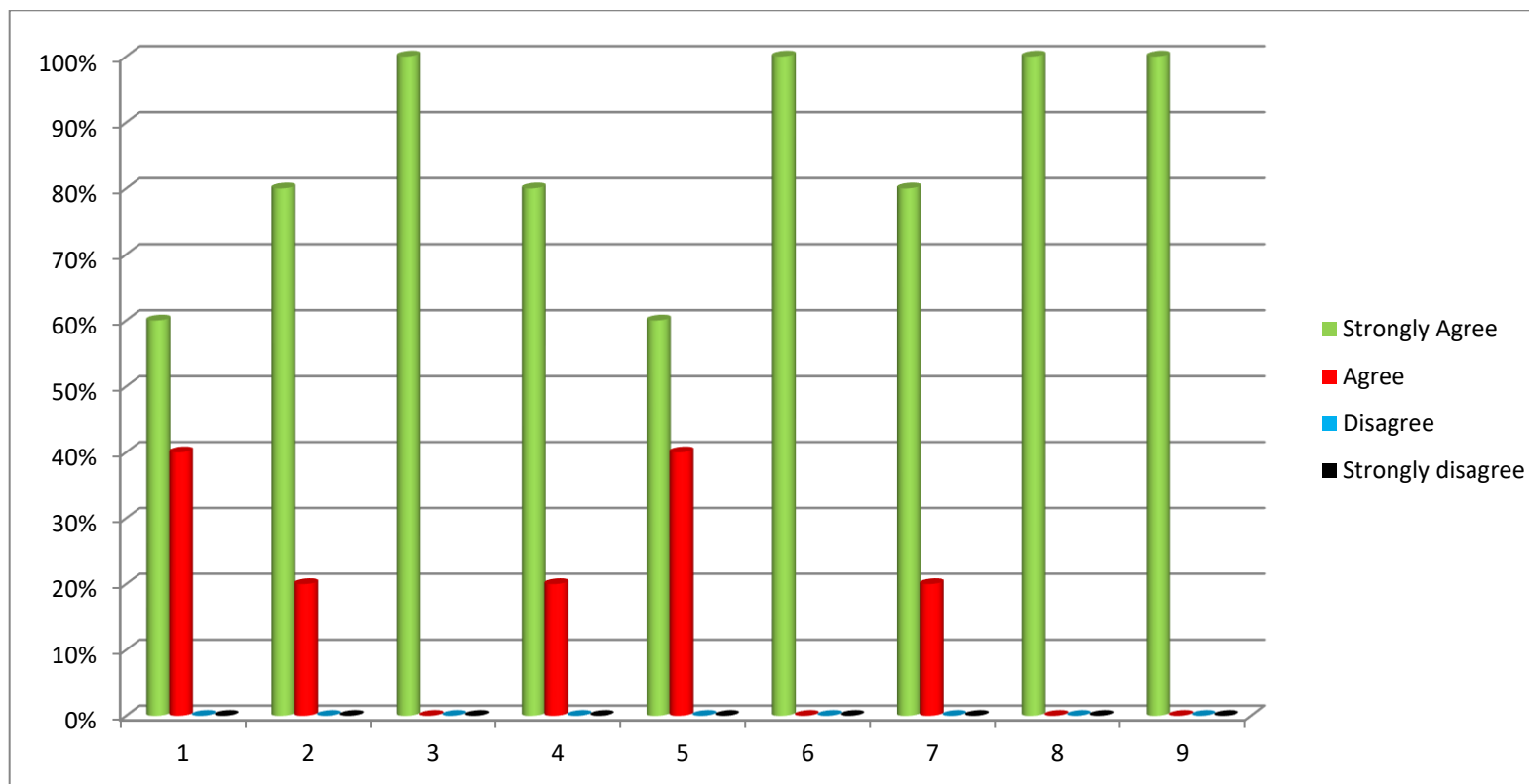



I/C PRINCIPAL
Art's, Science & Commerce College
Rahata, Dist. Ahmednagar.

Employer Feedback Analysis

Questions	Opinion				Total
	Strongly Agree	Agree	Disagree	Strongly disagree	
1. The course objectives are well defined and the modules are logically structured.	03	02	00	00	05
Percentage	60%	40%	00	00	100%
2. The curriculum has good balance between theory and applications	04	01	00	00	05
Percentage	80%	20%	00	00	100%
3. The curriculum has enough content for a student to acquire sufficient knowledge to secure a subject related job.	05	00	00	00	05
Percentage	100%	00	00	00	100%
4. The curriculum incorporates soft skills needed for employment	04	01	00	00	05
Percentage	80%	20%	00	00	100%
5. The syllabus has content for developing skills to handle problems at work place?	03	02	00	00	05
Percentage	60%	40%	00	00	100%
6. The curriculum creates interest among the students to pursue research in a particular area	05	00	00	00	05
Percentage	100%	00	00	00	100%
7. The offered programme gives exposure through project/dissertation/ in-plant training/field visit for real-life experiential Learning.	04	01	00	00	05
Percentage	80%	20%	00	00	100%
8. The curriculum provides scope for acquiring employable and entrepreneurship skills	05	00	00	00	05
Percentage	100%	00	00	00	100%
9. The curricular and co-curricular initiatives taken by the institute help the students to attain the required competency level	05	00	00	00	05
Percentage	100%	00	00	00	100%

Average Total	04	01	00	00	05
Average percentage	84%	16%	00	00	100%



Employer Feedback- Graphical Representation

Employer Feedback Analysis-

The following are the observations of Employer feedback –

4. Average percentage of Employer Feedback shows that 84% of employers are strongly agreed with the course content.
5. Out-going students should be coupled with more skill-oriented activities.
6. It was also suggested that interviewing skills should be strengthened.


IQAC, Co - ordinator
ASC College, Rahata




H/C PRINCIPAL
Art's, Science & Commerce College
Rahata, Dist. Ahmednagar.

Date- 13/03/2021

To,
The Principal,
Arts, Science and Commerce College, Rahata

Subject: Regarding the feedback given by the stakeholders (2020-21)

Respected sir,

As per the above mentioned subject, our college has been obtained feedback on curriculum from different stakeholders. As per the feedback obtained, following points are found which should be considered to take specific actions to fulfill the demands of stakeholders.

- Feedback obtained from the students, It is seen that the availability of additional reading material should be increased in the library
- As per the alumni feedback, Future Career Opportunities should be strengthened in tune with the curriculum
- It was also seen that interviewing skills should be strengthened.

So, it is kind request to take suitable action regarding the feedback from the stakeholders to fulfill their expectations.

Thanking You.



Chairman- Feedback Committee



Shirdi Sai Rural Institute's,
Art's, Science and Commerce College, Rahata

A/p: - Pimplas, Tal: - Rahata Dist. Ahmednagar, 423107 Phone- (02423) 295488

(University of Pune Affiliated ID No. PU/AN/ASC/052/1997)

NAAC Track I D - MHCOGN 80225 AISHE CODE - C - 41932

Email: ascrahata@gmail.com/rahatacollege@rediffmail.com Website: www.ascrahata.org



Date- 15.03.2021

To
The Director,
Shirdi Sai Rural Institute,
Pravaranagar

Subject- Regarding the approval to Feedback Suggestions

Respected sir,

As per the above mentioned subject, I would like to request you to present the feedback analysis report and suggestions given by various stakeholders for the academic year 2020-21 in the upcoming meeting of College Development Committee for approval and suggestions.

As per the feedback obtained, following points are found which should be considered to take specific actions to fulfill the demands of stakeholders.

- Feedback obtained from the students, It is seen that the availability of additional reading material should be increased in the library
- As per the alumni feedback, Future Career Opportunities should be strengthened in tune with the curriculum
- It was also seen that interviewing skills should be strengthened.

So, it is kind request to take suitable action regarding the feedback from the stakeholders to fulfill their expectations.

Thanking you,

Yours sincerely

Principal
I/C PRINCIPAL

Art's, Science & Commerce College
Rahata, Dist. Ahmednagar

SHIRDI SAI RURAL INSTITUTE, PRAVARANAGAR

C/O- Arts, Science and Commerce College Campus, Rahata,
Tal- Rahata, Dist-A. Nagar (423107)



Website: www.ascrahata.org
Email: ssri.rahata@pravara.in

Phone- (02423) 295488
Estd- 28th January 1997
Reg.No.-BPT E-16710 (Mumbai)



Recipient of Maharashtra State Govt. Information Technology Award-HRD 2009

Ref/SSRI/EST/2021-22/ 149A

Date- 16.02.2022


To,
The Principal,
Arts, Science and Commerce College, Rahata

Subject- Approval of Feedback report and suggestion by CDC....

Dear Sir,

As per the above mentioned subject, I would like to inform that the feedback analysis report and suggestions given by the stakeholders for the year 2020-21 was approved and confirmed during the meetings of the College Development Committee held on 15.02.2022.

Thanking you,


(Dr. B.K. Salalkar)

डायरेक्टर

शिर्डी साईं रुरल इन्स्टिट्यूट
प्रवसनगर

Internal Quality Assurance Cell (IQAC): 2020-2021

Action Taken Report on Feedback

The Institution collects feedback on curriculum from different stakeholders like student, alumni, teachers and employers. The feedback is analyzed and suggestions given by different stakeholders were considered by CDC and necessary actions were performed.

Suggestions	Action Taken
The availability of additional reading material should be increased in the library.	The books will be given to students under book-bank scheme. During the pandemic, teachers prepared e-content like Videos, PPTs, google classroom and it will be available to students through library. E-content is also uploaded on SPPU, Pune web portal for students.
Future Career Opportunities should be strengthened in tune with the curriculum.	The activities of career counselling and competitive examination cells will be enriched. Experts and Prominent Alumni lectures will be organized for students. Separate reading hall will be established for stakeholders for the preparation of competitive examination. MoU and collaborative activities will be enhanced to increase the career opportunities for the students.
Interviewing skills should be strengthened.	Interview skills of the students will be enhanced by certificate course, webinar, seminar under Skill Development Cell, Training and Placement Cell and through guest lecturers, group discussions etc.

The feedback obtained by the stakeholders is taken in to consideration and necessary action was taken to satisfy the expectations of stakeholders of the institution.


IQAC, Co - ordinator
ASC College, Rahata




H/O PRINCIPAL
Art's, Science & Commerce College
Rahata, Dist. Ahmednagar.

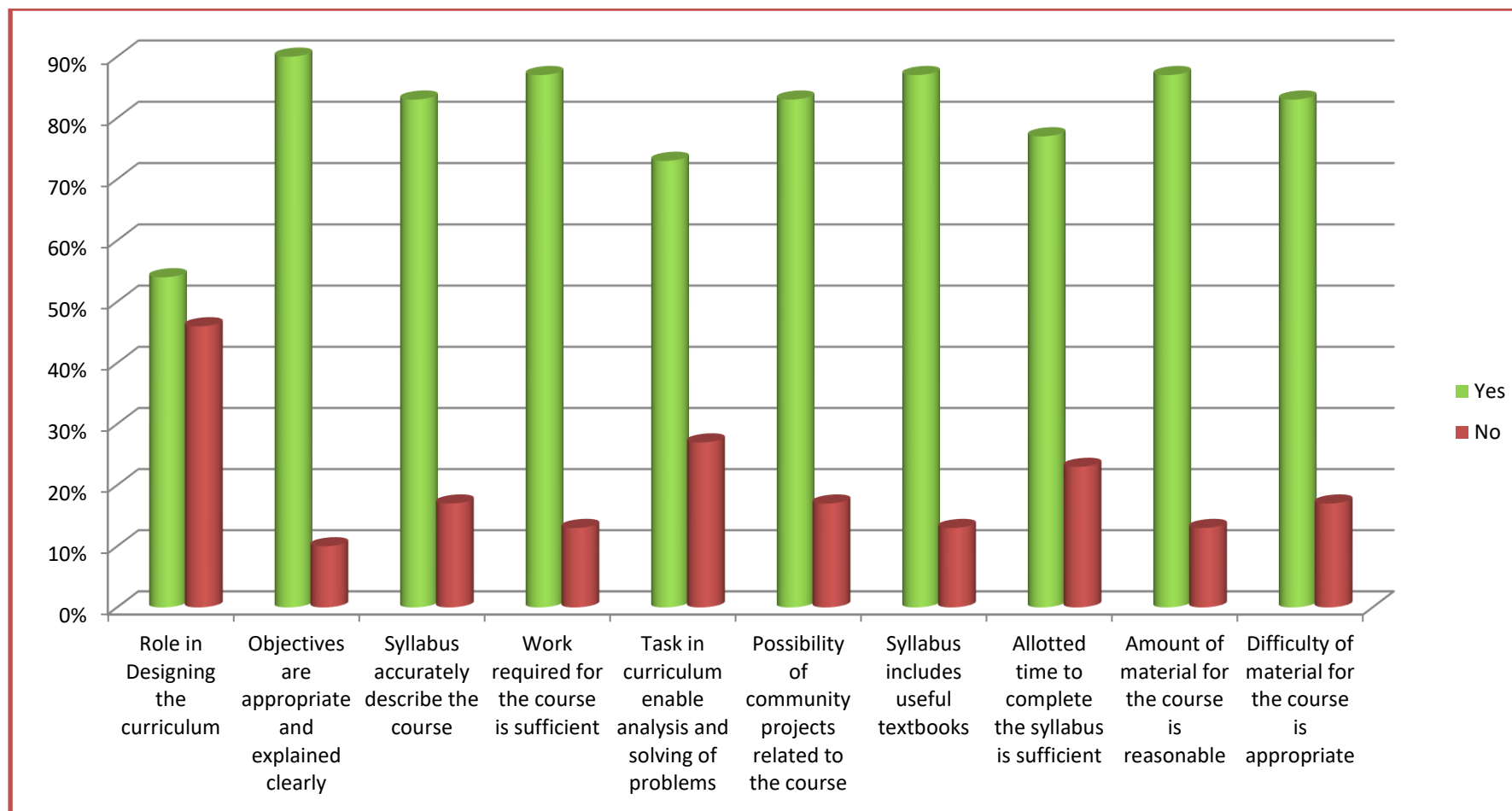
Shirdi Sai Rural Institute's
Arts, Science and Commerce College, Rahata
Tal- Rahata, Dist- Ahmednagar (423107)

Feedback Analysis Report

Academic Year-2019-20

Teacher Feedback on Current Syllabus

Sr. No.	Questions	Opinion		Total
		Yes	No	
1.	Role in Designing the curriculum	16	14	30
Percentage (%)		54%	46%	100%
2.	Objectives are appropriate and explained clearly	27	03	30
Percentage (%)		90%	10%	100%
3.	Syllabus accurately describe the course	25	05	30
Percentage (%)		83%	17%	100%
4.	Work required for the course is sufficient	26	04	30
Percentage (%)		87%	13%	100%
5.	Task in curriculum enable analysis and solving of problems	22	08	30
Percentage (%)		73%	27%	100%
6.	Possibility of community projects related to the course	25	05	30
Percentage (%)		83%	17%	100%
7.	Syllabus includes useful textbooks	26	04	30
Percentage (%)		87%	13%	100%
8.	Allotted time to complete the syllabus is sufficient	23	07	30
Percentage (%)		77%	23%	100%
9.	Amount of material for the course is reasonable	26	04	30
Percentage (%)		87%	13%	100%
10.	Difficulty of material for the course is appropriate	25	05	30
Percentage (%)		83%	17%	100%
	Average Total	24	06	30
	Average Percentage	80%	20%	100%




Teacher Feedback on Current Syllabus
Graphical Representation

Teacher's Feedback Analysis

The following are the observation of Teachers feedback-

1. The above feedback report clearly indicates that the 80% teachers remarked their positive opinion to the all aspects of the feedback.
2. About 20% of teachers respond their negative response to all aspect.
3. According to the teachers feedback curriculum should be incorporated with problemsolving tasks.
4. They also suggested that curriculum also integrated with applied aspects.



IQAC, Co - ordinator
ASC College, Rahata

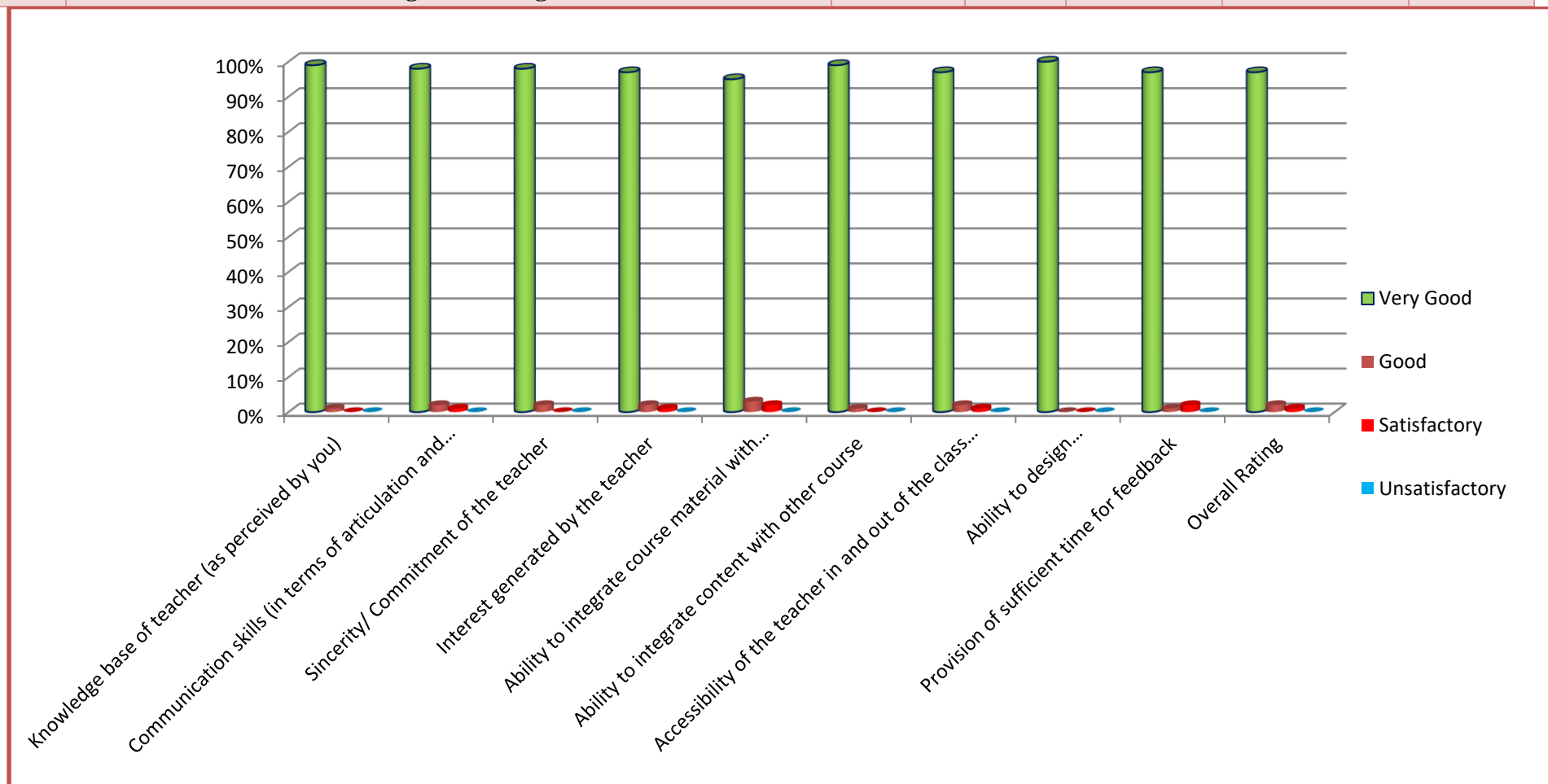


PRINCIPAL
Art's Science & Commerce
College, Rahata

Student Feedback on Teachers

Sr. No.	Questions	Opinion				Total
		Very Good	Good	Satisfactory	Unsatisfactory	
1.	Knowledge base of teacher (as perceived by you)	228	02	00	00	230
	Percentage (%)	99%	1%	-	-	100%
2.	Communication skills (in terms of articulation and comprehensibility)	226	03	01	00	230
	Percentage (%)	98%	2%	1%	-	100%
3.	Sincerity/ Commitment of the teacher	226	04	00	00	230
	Percentage (%)	98%	2%	-	-	100%
4.	Interest generated by the teacher	225	04	01	00	230
	Percentage (%)	97%	2%	1%	-	100%
5.	Ability to integrate course material with environment and other issues to provide broader perspective	220	06	04	00	230
	Percentage (%)	95%	3%	2%	-	100%
6.	Ability to integrate content with other course	229	01	00	00	230
	Percentage (%)	99%	1%	-	-	100%
7.	Accessibility of the teacher in and out of the class (includes availability of the teacher to motivate further study and discussion outside the class)	224	05	01	00	230
	Percentage (%)	97%	2%	1%	-	100%
8.	Ability to design quizzes/Tests/Assignments/Examinations and Project to evaluate students understanding of the course.	230	00	00	00	230
	Percentage (%)	100%	-	-	-	100%
9.	Provision of sufficient time for feedback	225	02	03	00	230
	Percentage (%)	97%	1%	2%	-	100%
10.	Overall Rating	225	03	02	00	230

Percentage (%)		97%	2%	1%	-	100%
	Average Total	226	03	01	00	230
	Average Percentage	98%	2%	00	00	100%



Student Feedback on Teachers- Graphical Representation

Student's Feedback Analysis

The following are the observation of student feedback -

1. It is seen that 98 % student's remark about their teachers is very good.
2. 2% students remark their good feedback on teachers.
3. On the basis of feedback analysis it is concluded that all students were satisfied regarding teachers and their ability too.

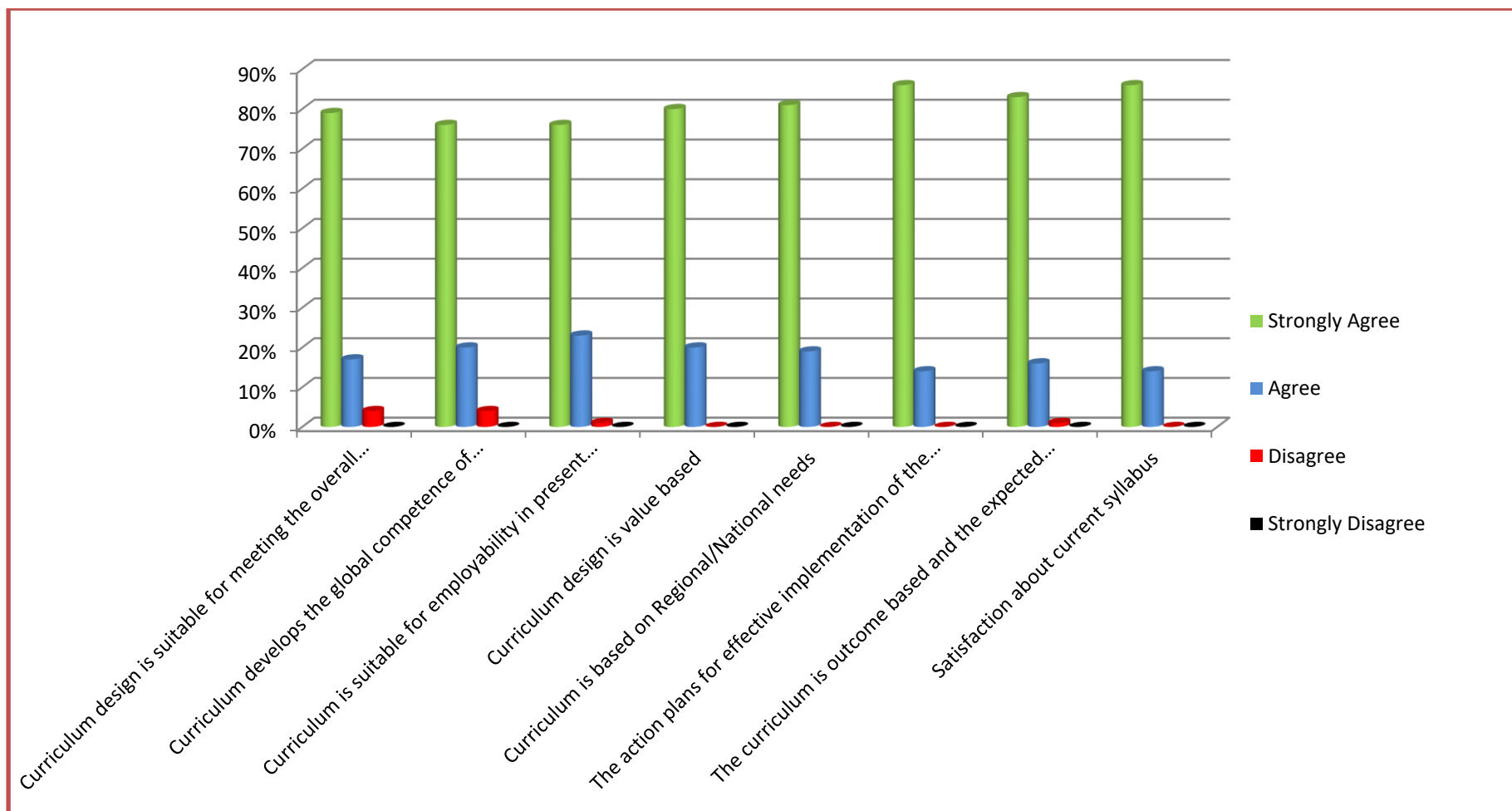

IQAC, Co - ordinator
ASC College, Rahata




PRINCIPAL
Art's Science & Commerce
College, Rahata

Student Feedback on Curriculum

Sr. No.	Questions	Opinion				Total
		Strongly Agree	Agree	Disagree	Strongly Disagree	
1.	Curriculum design is suitable for meeting the overall development of students	178	37	10	00	225
	Percentage (%)	79%	17%	4%	-	100%
2.	Curriculum develops the global competence of students	172	45	08	00	225
	Percentage (%)	76%	20%	4%	-	100%
3.	Curriculum is suitable for employability in present scenario	171	52	02	00	225
	Percentage (%)	76%	23%	1%	-	100%
4.	Curriculum design is value based	181	44	00	00	225
	Percentage (%)	80%	20%	-	-	100%
5.	Curriculum is based on Regional/National needs	182	42	01	00	225
	Percentage (%)	81%	19%	-	-	100%
6.	The action plans for effective implementation of the curriculum are very satisfactory	193	32	00	00	225
	Percentage (%)	86%	14%	-	-	100%
7.	The curriculum is outcome based and the expected outcomes, through various courses, are attained.	187	37	01	00	225
	Percentage (%)	83%	16%	1%	-	100%
8.	Satisfaction about current syllabus	193	32	00	00	225
	Percentage (%)	86%	14%	-	-	100%
	Average Total	182	40	03		225
	Average Percentage	81%	18%	1%	-	100%



**Student Feedback on Curriculum
Graphical Representation**

Student's Feedback Analysis

The following are the observation of student feedback -

1. It is seen that 81 % of the students strongly agreed to the all aspects regarding the syllabus. .
2. 18% students remark their feedback as agree to the all aspects.
3. On the basis of feedback analysis it is concluded that all students were satisfied regarding the curriculum.

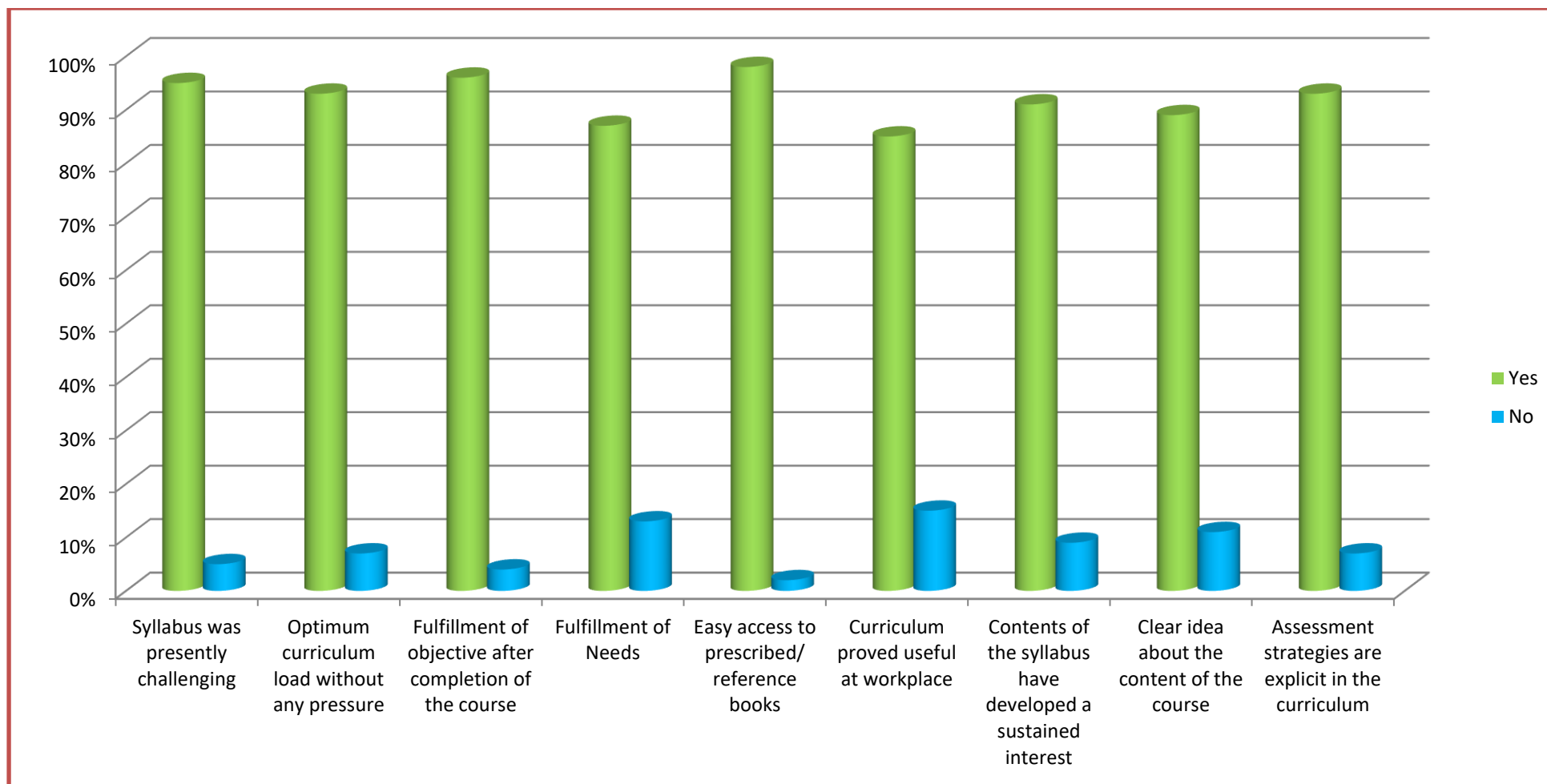

IQAC, Co - ordinator
ASC College, Rahata




PRINCIPAL
Art's Science & Commerce
College, Rahata

Alumni Feedback on current syllabus

Sr. No.	Questions	Opinion		Total
		Yes	No	
1.	Syllabus was presently challenging	52	03	55
	Percentage (%)	95%	5%	100%
2.	Optimum curriculum load without any pressure	51	04	55
	Percentage (%)	93%	7%	100%
3.	Fulfillment of objective after completion of the course	53	02	55
	Percentage (%)	96%	4%	100%
4.	Fulfillment of Needs	48	07	55
	Percentage (%)	87%	13%	100%
5.	Easy access to prescribed/ reference books	54	01	55
	Percentage (%)	98%	2%	100%
6.	Curriculum proved useful at workplace	47	08	55
	Percentage (%)	85%	15%	100%
7.	Contents of the syllabus have developed a sustained interest	50	05	55
	Percentage (%)	91%	9%	100%
8.	Clear idea about the content of the course	49	06	55
	Percentage (%)	89%	11%	100%
9.	Assessment strategies are explicit in the curriculum	51	04	55
	Percentage (%)	93%	7%	100%
	Average Total	51	04	55
	Average Percentage	93%	7%	100%



Alumni Feedback on Curriculum- Graphical Representation

Alumni Feedback Analysis

The following are the observation of Alumni feedback -

1. From all recorded feedback from Alumni about 93% remarks their positive feedback on current syllabus.
2. Only 7% of the alumni provide their negative response in all aspects of the feedback.
3. According to the feedback it can be concluded that 15% of the alumni does not feel that curriculum proved its usefulness at workplace.
4. But 85% of the alumni were having positive opinion regarding syllabus and its usefulness in the present circumstances.
5. Alumni suggested that curriculum should be incorporated with problem solving tasks.
6. They also suggested that curriculum also integrated with applied aspects

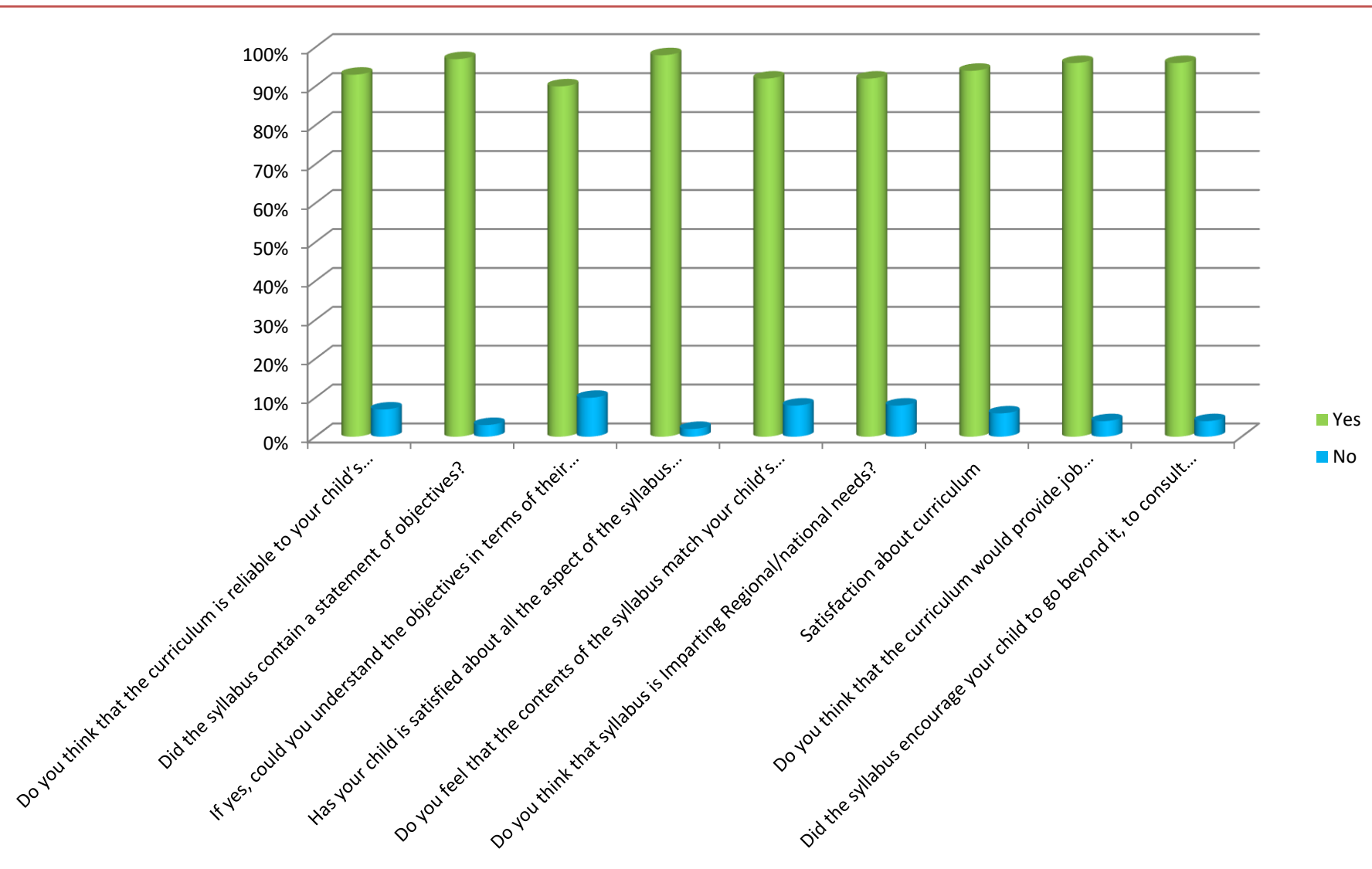

IQAC, Co - ordinator
ASC College, Rahata




PRINCIPAL
Art's Science & Commerce
College, Rahata

Parents Feedback on current syllabus

Sr. No.	Questions	Opinion		Total
		Yes	No	
1.	Do you think that the curriculum is reliable to your child's academic and professional	98	06	105
	Percentage (%)	93%	7%	100%
2.	Did the syllabus contain a statement of objectives?	102	03	105
	Percentage (%)	97%	3%	100%
3.	If yes, could you understand the objectives in terms of their learning outcomes?	95	10	105
	Percentage (%)	90%	10%	100%
4.	Has your child is satisfied about all the aspect of the syllabus while doing the course?	103	02	105
	Percentage (%)	98%	2%	100%
5.	Do you feel that the contents of the syllabus match your child's academic interest/aptitude?	97	08	105
	Percentage (%)	92%	8%	100%
6.	Do you think that syllabus is Imparting Regional/national needs?	97	08	105
	Percentage (%)	92%	8%	100%
7.	Satisfaction about curriculum	99	06	105
	Percentage (%)	94%	6%	100%
8.	Do you think that the curriculum would provide job opportunities to your child?	101	04	105
	Percentage (%)	96%	4%	100%
9.	Did the syllabus encourage your child to go beyond it, to consult people/ other resources?	101	04	105
	Percentage (%)	96%	4%	100%
	Average Total	99	06	105
	Average Percentage	94%	6%	100%




Parents Feedback on Curriculum- Graphical Representation

Parent Feedback Analysis

The following are the observation of Parent feedback -

1. From the feedback obtained from the parents about 94% parents are satisfied with the curriculum selected by their childrens.
2. Only 6% of the parent provides their average negative response for all the aspects.
3. 92% of the parents consider that syllabus of their child is imparting the regional and national needs.
4. Overall it seems that majority of the parents have rated excellent for all the points considered here.


IQAC, Co - ordinator
ASC College, Rahata

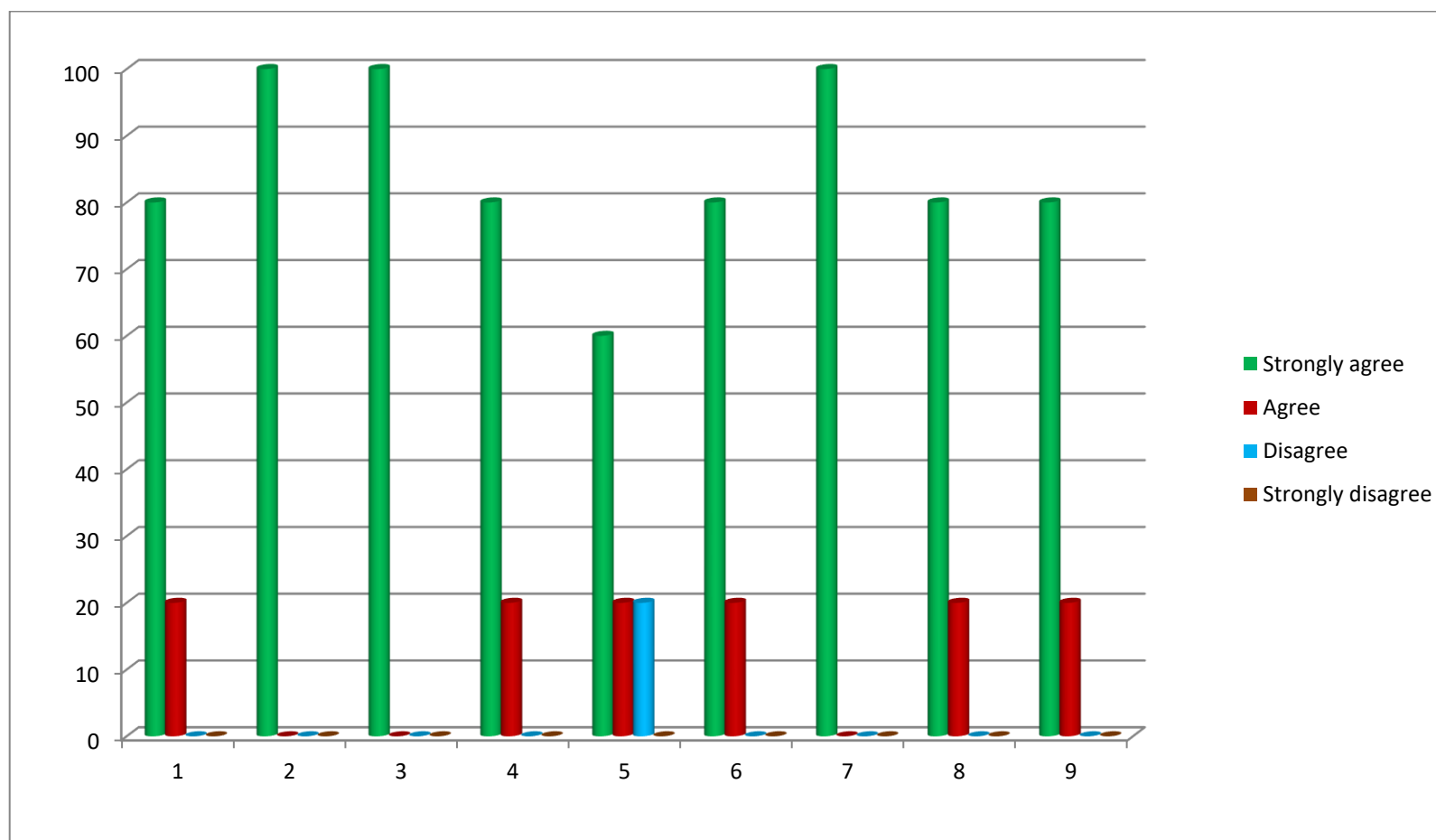



PRINCIPAL
Art's Science & Commerce
College, Rahata

Employer Feedback Analysis

Questions	Opinion				Total
	Strongly Agree	Agree	Disagree	Strongly disagree	
1. The course objectives are well defined and the modules are logically structured.	04	01	00	00	05
Percentage	80%	20%	00	00	100%
2. The curriculum has good balance between theory and applications	05	00	00	00	05
Percentage	100%	00	00	00	100%
3. The curriculum has enough content for a student to acquire sufficient knowledge to secure a subject related job.	05	00	00	00	05
Percentage	100%	00%	00	00	100%
4. The curriculum incorporates soft skills needed for employment	04	01	00	00	05
Percentage	80%	20%	00	00	100%
5. The syllabus has content for developing skills to handle problems at work place?	03	01	01	00	05
Percentage	60%	20%	20%	00	100%
6. The curriculum creates interest among the students to pursue research in a particular area	04	01	00	00	05
Percentage	80%	20%	00	00	100%
7. The offered programme gives exposure through project/dissertation/ in-plant training/field visit for real-life experiential Learning.	05	00	00	00	05
Percentage	100%	00	00	00	100%
8. The curriculum provides scope for acquiring employable and entrepreneurship skills	04	01	00	00	05
Percentage	80%	20%	00	00	100%
9. The curricular and co-curricular initiatives taken by the institute help the students to attain the required competency level	04	01	00	00	05
Percentage	80%	20%	00	00	100%
Average Total	04	01	00	00	05

Average percentage	85%	15%	00	00	100%
--------------------	-----	-----	----	----	------




Employer Feedback- Graphical Representation

Employer Feedback Analysis-

The following are the observations of Employer feedback –

7. Average percentage of Employer Feedback shows that 85% of employers are strongly agreed with the course content.
8. While 15% remark their agree response to all aspects.
9. It was also found that 100% employers are agreed that there is good balance between theory and practical.


IQAC, Co - ordinator
ASC College, Rahata




I/C PRINCIPAL
Art's, Science & Commerce College
Rahata, Dist. Ahmednagar.

Date- 29/03/2020

To,
The Principal,
Arts, Science and Commerce College, Rahata

Subject: Regarding the feedback given by the stakeholders

Respected sir,

As per the above mentioned subject, our college has been obtained feedback on curriculum from different stakeholders for the academic year 2019-20. As per the feedback obtained, following points are found which should be considered to take specific actions to fulfill the demands of stakeholders.

- According to the alumni feedback curriculum should be incorporated with problem solving tasks.
- They also suggested that curriculum also integrated with applied aspects.
- Certificate courses should be included
- According to parent's feedback, they suggested updating syllabus regularly.
- They also suggested that there is a need for the revision of all practical activities

So, it is kind request to take suitable action regarding the feedback from the stakeholders to fulfill their expectations.

Thanking You.



Chairman- Feedback Committee



Shirdi Sai Rural Institute's,
Art's, Science and Commerce College, Rahata

A/p: - Pimplas, Tal: - Rahata Dist. Ahmednagar, 423107 Phone- (02423) 295488

(University of Pune Affiliated ID No. PU/AN/ASC/052/1997)

NAAC Track I D - MHCogn 80225 AISHE CODE - C - 41932

Email: ascrahata@gmail.com/rahatacollege@rediffmail.com Website: www.ascrahata.org



Date- 30/03/2020

To
The Director,
Shirdi Sai Rural Institute,
Pravaranagar

Subject- Regarding the approval to Feedback Suggestions

Respected sir,

As per the above mentioned subject, I would like to request you to present the feedback analysis report and suggestions given by various stakeholders for the academic year 2019-20 in the upcoming meeting of College Development Committee for approval and suggestions.


As per the feedback obtained, following points are found which should be considered to take specific actions to fulfill the demands of stakeholders.

- According to the alumni feedback curriculum should be incorporated with problem solving tasks.
- They also suggested that curriculum also integrated with applied aspects.
- Certificate courses should be included
- According to parent's feedback, they suggested updating syllabus regularly.
- They also suggested that there is a need for the revision of all practical activities

So, it is kind request to take suitable action regarding the feedback from the stakeholders to fulfill their expectations.

Thanking You.

Yours sincerely


Principal
PRINCIPAL
Art's Science & Commerce
College, Rahata

SHIRDI SAI RURAL INSTITUTE, PRAVARANAGAR

C/O- Arts, Science and Commerce College Campus, Rahata,
Tal- Rahata, Dist-A.Nagar (423107)



Website: www.ascrahata.org
Email: ssri.rahata@pravara.in

Phone- (02423) 295488
Estd- 28th January 1997
Reg.No.-BPT E-16710 (Mumbai)



Recipient of Maharashtra State Govt. Information Technology Award-HRD 2009

Ref/SSRI/EST/2020-21/ 77A

Date- 25/02/2021

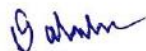
To,
The Principal,
Arts, Science and Commerce College, Rahata

Subject- Approval of Feedback report and suggestion by CDC....

Dear Sir,

As per the above mentioned subject, I would like to inform that the feedback analysis report and suggestions given by the stakeholders for the year 2019-20 was approved and confirmed during the meetings of the College Development Committee held on 24/02/2021.

Thanking you,


(Dr. B.K. Salalkar)
डायरेक्टर
शिर्डी साईं रुरल इन्स्टिट्यूट
प्रवसनगर

Internal Quality Assurance Cell (IQAC): 2019-2020

Suggestions for Action Taken Report on Feedback

The Institution collects feedback on curriculum from different stakeholders like student, alumni, teachers and parents. The feedback is analyzed. Feedback of different stakeholders and suggestions given by them were approved by the CDC for necessary action.

Suggestions	Action Taken
Inclusion of Certificate Courses	Certificate courses have been introduced in collaboration with industry, academia experts to provide students with additional skills and certifications. These courses complement the main curriculum and enhance students' employability prospects.
Regular Syllabus Updates	In response to parents' feedback, the syllabus is now regularly updated as per the SPPU, Pune guidelines to keep pace with the latest developments in the respective fields. This ensures that students are exposed to the most current and relevant content during their studies.
Revision of Practical Activities	All practical activities have been thoroughly revised to ensure their relevance and effectiveness. New techniques and experiments have been introduced.
Integration of Applied Aspects and Incorporation of Problem-Solving Tasks	The curriculum now includes more applied aspects relevant to real-world scenarios. This integration aims to bridge the gap between theoretical knowledge and practical application, the curriculum has been updated as per the SPPU, Pune guidelines to include more problem-solving tasks across various subjects. These tasks are designed to enhance students' critical thinking and analytical skills, providing them with a more holistic learning experience.

The feedback obtained by the stakeholders is taken in to consideration and necessary action was taken to satisfy the expectations of stakeholders of the institution.


IQAC, Co - ordinator
ASC College, Rahata




PRINCIPAL
Art's Science & Commerce
College, Rahata

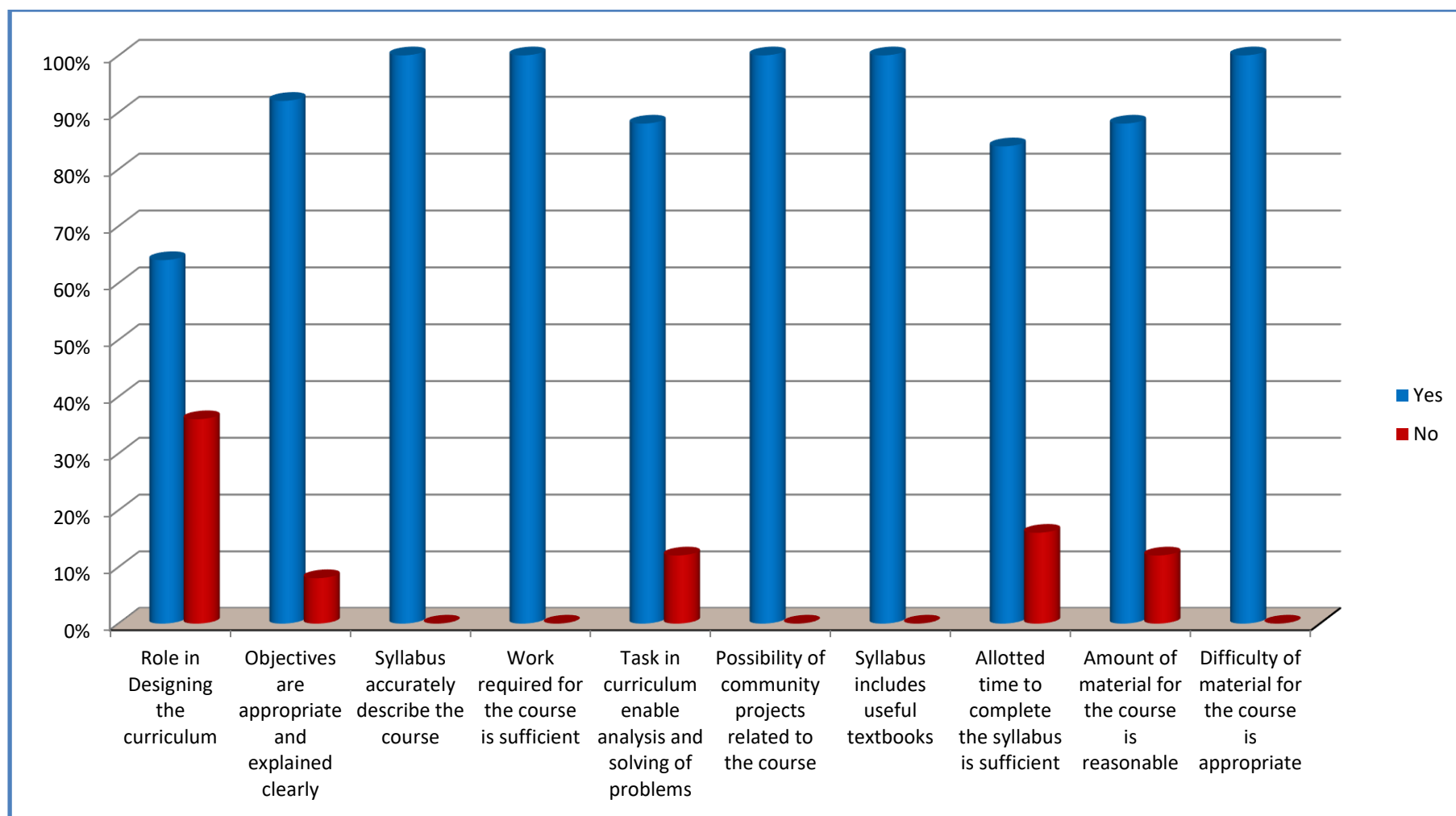
Shirdi Sai Rural Institute's
Arts, Science and Commerce College, Rahata
Tal- Rahata, Dist- Ahmednagar (423107)

Feedback Analysis Report

Academic Year-2018-19

Teacher Feedback on Current Syllabus

Sr. No.	Questions	Opinion		Total
		Yes	No	
1.	Role in Designing the curriculum	16	09	25
	Percentage (%)	64%	36%	100.00
2.	Objectives are appropriate and explained clearly	23	02	25
	Percentage (%)	92%	8%	100.00
3.	Syllabus accurately describe the course	25	00	25
	Percentage (%)	100%	-	100.00
4.	Work required for the course is sufficient	25	00	25
	Percentage (%)	100%	-	100.00
5.	Task in curriculum enable analysis and solving of problems	22	03	25
	Percentage (%)	88%	12%	100.00
6.	Possibility of community projects related to the course	25	00	25
	Percentage (%)	100%	-	100.00
7.	Syllabus includes useful textbooks	25	00	25
	Percentage (%)	100%	-	100.00
8.	Allotted time to complete the syllabus is sufficient	21	04	25
	Percentage (%)	84%	16%	100.00
9.	Amount of material for the course is reasonable	22	03	25
	Percentage (%)	88%	12%	100.00
10.	Difficulty of material for the course is appropriate	25	00	25
	Percentage (%)	100%	-	100.00
	Average Total	23	2	25
	Average Percentage	92%	8%	100.00




Teacher Feedback on Current Syllabus
Graphical Representation

Teacher's Feedback Analysis

The following are the observation of Teachers feedback-

- 1 The above feedback report clearly indicates that the 92% teachers remarked their positive opinion to the all aspects of the feedback.
2. Only about 8% teachers respond their negative response to all aspect.



IQAC, Co - ordinator
ASC College, Rahata

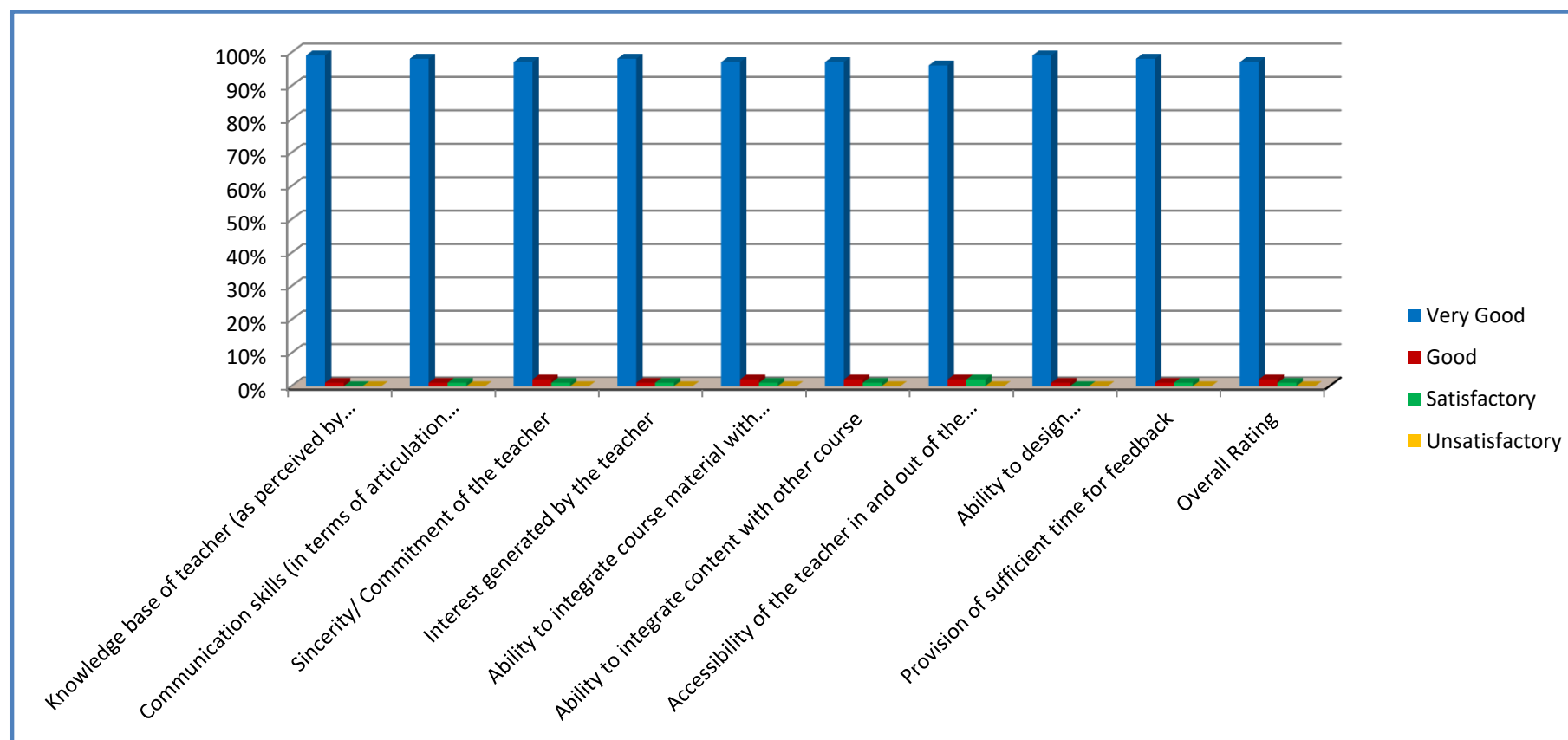


PRINCIPAL
Art's Science & Commerce
College, Rahata

Student Feedback on Teachers

Sr. No.	Questions	Opinion				Total
		Very Good	Good	Satisfactory	Unsatisfactory	
2.	Knowledge base of teacher (as perceived by you)	223	02	00	00	225
	Percentage (%)	99%	1%	-	-	100%
2.	Communication skills (in terms of articulation and comprehensibility)	221	03	01	00	225
	Percentage (%)	98%	1%	1%	-	100%
3.	Sincerity/ Commitment of the teacher	218	05	02	00	225
	Percentage (%)	97%	2%	1%	-	100%
4.	Interest generated by the teacher	219	03	03	00	225
	Percentage (%)	98%	1%	1%	-	100%
5.	Ability to integrate course material with environment and other issues to provide broader perspective	220	04	01	00	225
	Percentage (%)	97%	2%	1%	-	100%
6.	Ability to integrate content with other course	219	05	01	00	225
	Percentage (%)	97%	2%	1%	-	100%
7.	Accessibility of the teacher in and out of the class (includes availability of the teacher to motivate further study and discussion outside the class)	218	04	03	00	225
	Percentage (%)	96%	2%	2%	-	100%
8.	Ability to design quizzes/Tests/Assignments/Examinations and Project to evaluate students understanding of the course.	223	02	00	00	225
	Percentage (%)	99%	1%	-	-	100%
9.	Provision of sufficient time for feedback	222	02	01	00	225
	Percentage (%)	98%	1%	1%	-	100%

10.	Overall Rating	219	03	03	00	225
Percentage (%)		97%	2%	1%	-	100%
	Average Total	220	03	02	00	225
	Average Percentage	98%	1%	1%	00	100%




Student Feedback on Teachers- Graphical Representation

Student's Feedback Analysis

The following are the observation of student feedback -

1. It is seen that 98 % student's remark about their teachers is very good.
2. 1% students remark their good and satisfactory feedback on teachers.
3. On the basis of feedback obtained from the students, it is concluded that all students were fulfilled regarding teachers and their capability too.

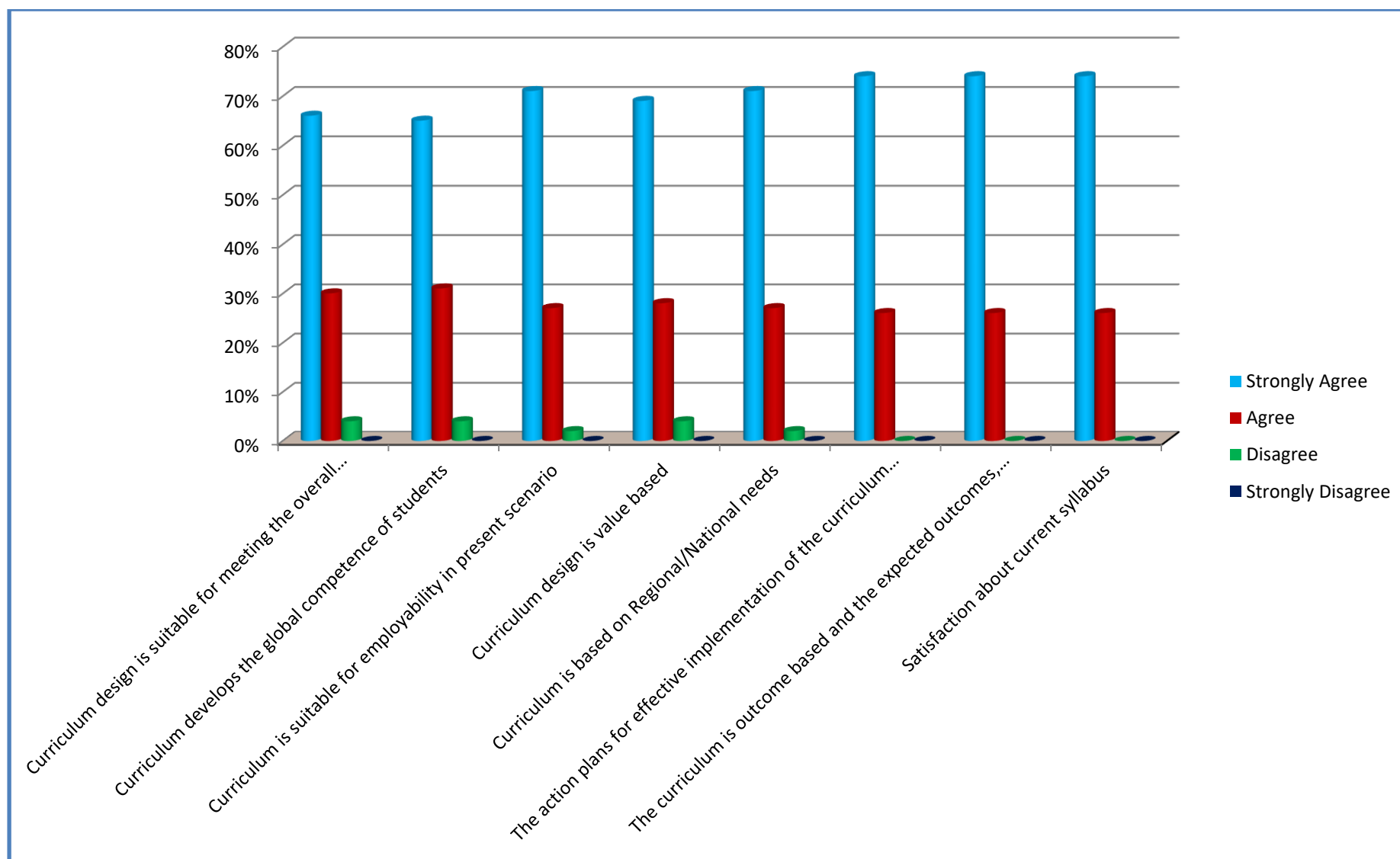

IQAC, Co - ordinator
ASC College, Rahata




PRINCIPAL
Art's Science & Commerce
College, Rahata

Student Feedback on Curriculum

Sr. No.	Questions	Opinion				Total
		Strongly Agree	Agree	Disagree	Strongly Disagree	
3.	Curriculum design is suitable for meeting the overall development of students	116	53	06	00	175
	Percentage (%)	66%	30%	4%	-	100%
2.	Curriculum develops the global competence of students	114	54	07	00	175
	Percentage (%)	65%	31%	4%	-	100%
3.	Curriculum is suitable for employability in present scenario	124	47	04	00	175
	Percentage (%)	71%	27%	2%	-	100%
4.	Curriculum design is value based	120	49	06	00	175
	Percentage (%)	69%	28%	4%	-	100%
5.	Curriculum is based on Regional/National needs	124	47	04	00	175
	Percentage (%)	71%	27%	2%	-	100%
6.	The action plans for effective implementation of the curriculum are very satisfactory	129	46	00	00	175
	Percentage (%)	74%	26%	-	-	100%
7.	The curriculum is outcome based and the expected outcomes, through various courses, are attained.	130	45	00	00	175
	Percentage (%)	74%	26%	-	-	100%
8.	Satisfaction about current syllabus	129	46	00	00	175
	Percentage (%)	74%	26%	-	-	100%
	Average Total	123	48	04	00	225
	Average Percentage	70%	28%	2%	-	100%




**Student Feedback on Curriculum
Graphical Representation**

Student's Feedback Analysis

The following are the observation of student feedback -

1. It is seen that 98 % of the students agreed to the all aspects regarding the syllabus. .
2. Only 2% students remark their negative response to all the aspects.
3. On the basis of feedback analysis it is concluded that all students were satisfied regarding the curriculum.

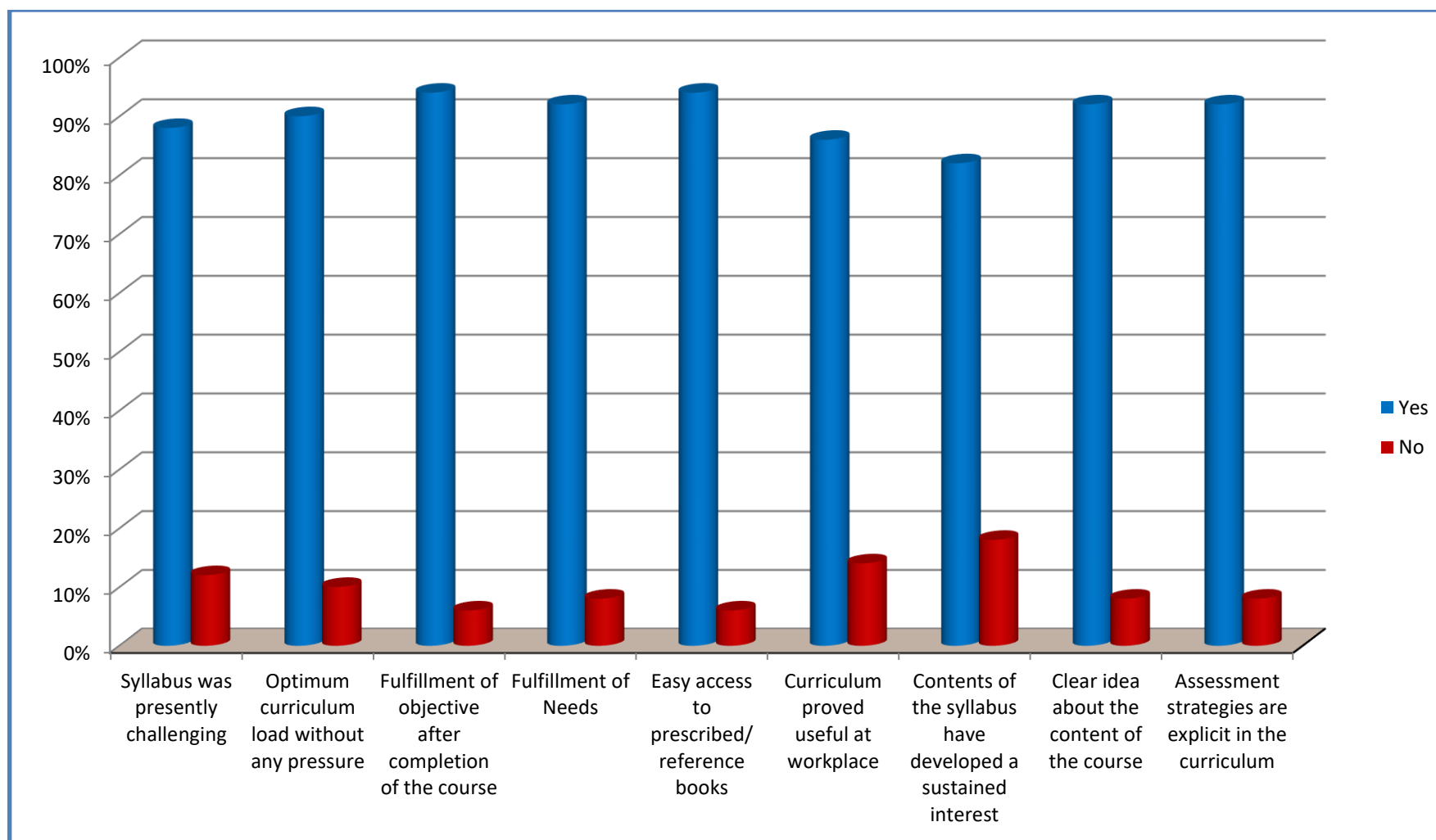

IQAC, Co - ordinator
ASC College, Rahata




PRINCIPAL
Art's Science & Commerce
College, Rahata

Alumni Feedback on current syllabus

Sr. No.	Questions	Opinion		Total
		Yes	No	
1.	Syllabus was presently challenging	44	06	50
Percentage (%)		88%	12%	100%
2.	Optimum curriculum load without any pressure	45	05	50
Percentage (%)		90%	10%	100%
3.	Fulfillment of objective after completion of the course	47	03	50
Percentage (%)		94%	6%	100%
4.	Fulfillment of Needs	46	04	50
Percentage (%)		92%	8%	100%
5.	Easy access to prescribed/ reference books	47	03	50
Percentage (%)		94%	6%	100%
6.	Curriculum proved useful at workplace	43	07	50
Percentage (%)		86%	14%	100%
7.	Contents of the syllabus have developed a sustained interest	41	09	50
Percentage (%)		82%	18%	100%
8.	Clear idea about the content of the course	46	04	50
Percentage (%)		92%	8%	100%
9.	Assessment strategies are explicit in the curriculum	46	04	50
Percentage (%)		92%	8%	100%
Average Total		45	05	50
Average Percentage		90%	10%	100%




Alumni Feedback on Curriculum- Graphical Representation

Alumni Feedback Analysis

The following are the observation of Alumni feedback -

1. From the recorded feedback of Alumni 90% remarks their positive feedback on current syllabus.
2. And 10% of the alumni provide their negative response to all aspects of the feedback.
3. Overall analysis indicated that all alumni were having the same opinion regarding syllabus and its usefulness in the present circumstances.
4. Alumni suggested that curriculum should fulfill the demand of various industries.

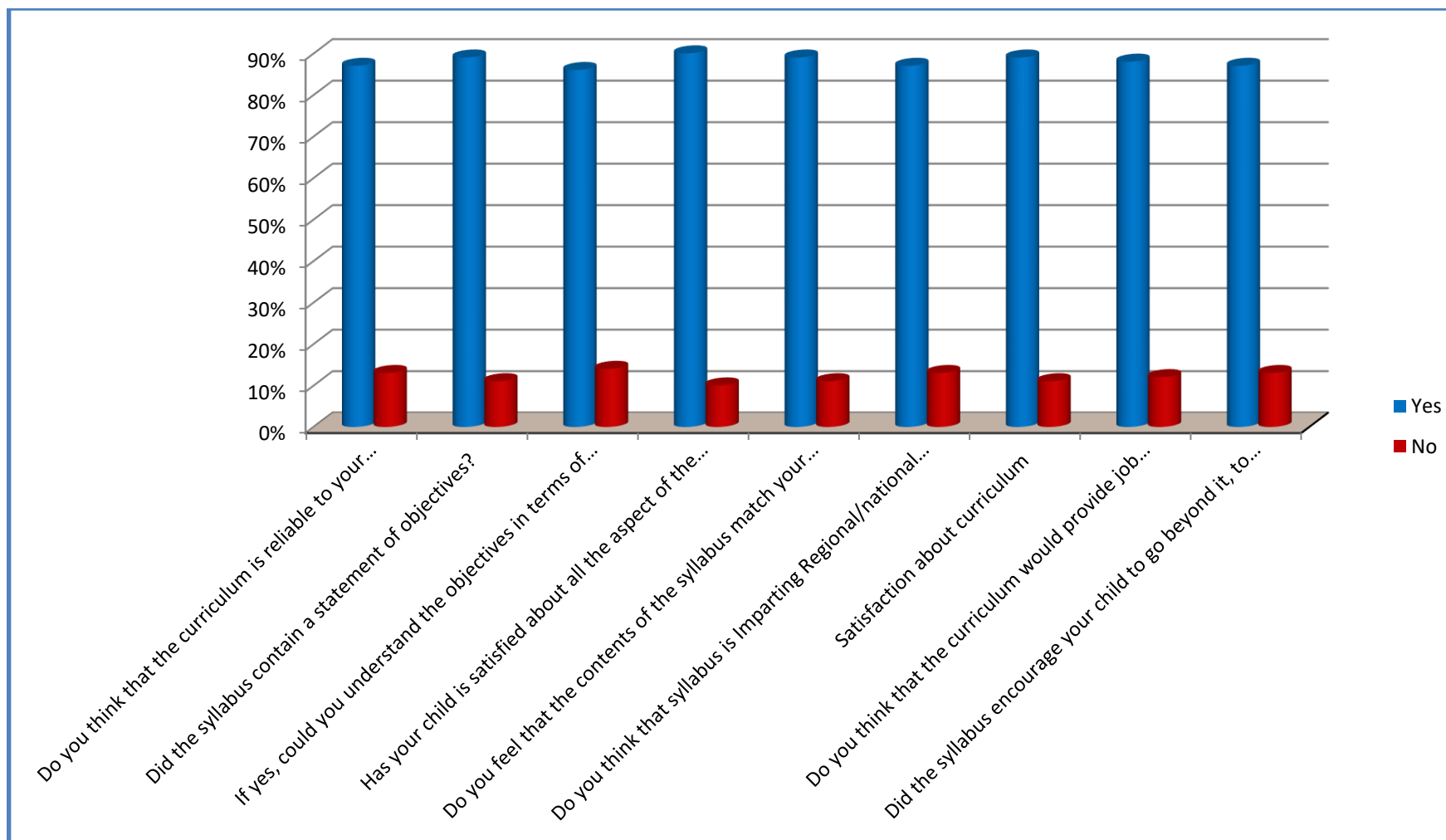

IQAC, Co - ordinator
ASC College, Rahata




PRINCIPAL
Art's Science & Commerce
College, Rahata

Parents Feedback on current syllabus

Sr. No.	Questions	Opinion		Total
		Yes	No	
1.	Do you think that the curriculum is reliable to your child's academic and professional	87	13	100
	Percentage (%)	87%	13%	100%
2.	Did the syllabus contain a statement of objectives?	89	11	100
	Percentage (%)	89%	11%	100%
3.	If yes, could you understand the objectives in terms of their learning outcomes?	86	14	100
	Percentage (%)	86%	14%	100%
4.	Has your child is satisfied about all the aspect of the syllabus while doing the course?	90	10	100
	Percentage (%)	90%	10%	100%
5.	Do you feel that the contents of the syllabus match your child's academic interest/aptitude?	89	11	100
	Percentage (%)	89%	11%	100%
6.	Do you think that syllabus is Imparting Regional/national needs?	87	13	100
	Percentage (%)	87%	13%	100%
7.	Satisfaction about curriculum	89	11	100
	Percentage (%)	89%	11%	100%
8.	Do you think that the curriculum would provide job opportunities to your child?	88	12	100
	Percentage (%)	88%	12%	100%
9.	Did the syllabus encourage your child to go beyond it, to consult people/ other resources?	87	13	100
	Percentage (%)	87%	13%	100%
	Average Total	88	12	100
	Average Percentage	88%	12%	100%




**Parents Feedback on Curriculum
Graphical Representation**

Parent Feedback Analysis

The following are the observation of Parent feedback -

1. From the feedback obtained from the parents about 88% of the parents are satisfied with the curriculum selected by their childrens.
2. Only 12 % of the parent provides their average negative response for all the aspects.
3. 87% of the parents consider that syllabus of their child is imparting the regional and national needs.
4. Parents suggested that curriculum should be included with the aspects which serving practical knowledge to the student.
5. Overall it seems that majority of the parents have rated excellent for all the points considered here.


IQAC, Co - ordinator
ASC College, Rahata

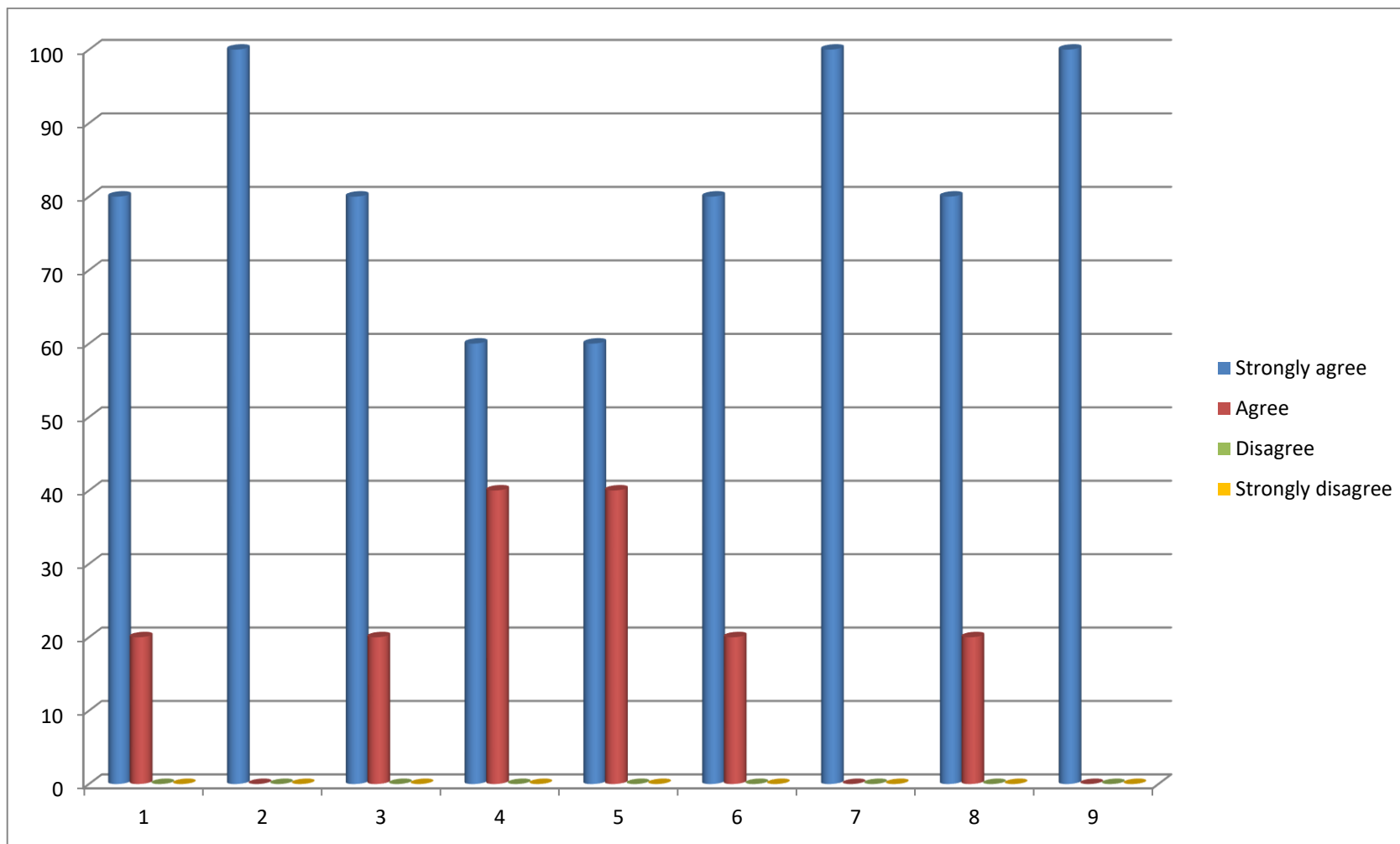



PRINCIPAL
Art's Science & Commerce
College, Rahata

Employer Feedback Analysis

Questions	Opinion				Total
	Strongly Agree	Agree	Disagree	Strongly disagree	
1. The course objectives are well defined and the modules are logically structured.	04	01	00	00	05
Percentage	80%	20%	00	00	100%
2. The curriculum has good balance between theory and applications	05	00	00	00	05
Percentage	100%	00	00	00	100%
3. The curriculum has enough content for a student to acquire sufficient knowledge to secure a subject related job.	04	01	00	00	05
Percentage	80%	20%	00	00	100%
4. The curriculum incorporates soft skills needed for employment	03	02	00	00	05
Percentage	60%	40%	00	00	100%
5. The syllabus has content for developing skills to handle problems at work place?	03	02	00	00	05
Percentage	60%	40%	00	00	100%
6. The curriculum creates interest among the students to pursue research in a particular area	04	01	00	00	05
Percentage	80%	20%	00	00	100%
7. The offered programme gives exposure through project/dissertation/ in-plant training/field visit for real-life experiential Learning.	05	00	00	00	05
Percentage	100%	00	00	00	100%
8. The curriculum provides scope for acquiring employable and entrepreneurship skills	04	01	00	00	05
Percentage	80%	20%	00	00	100%
9. The curricular and co-curricular initiatives taken by the institute help the students to attain the required competency level	05	00	00	00	05
Percentage	100%	00	00	00	100%
Average Total	04	01	00	00	05

Average percentage	82%	18%	00	00	100%
--------------------	-----	-----	----	----	------



Employer Feedback- Graphical Representation

Employer Feedback Analysis-

The following are the observations of Employer feedback –

10. Average percentage of Employer Feedback shows that 82% of employers are strongly agreed with the course content.
11. While 18% remark their agree response to all aspects.
12. It was also found that 100% employers are agreed that curriculum is based on experiential learning.


IQAC, Co - ordinator
ASC College, Rahata




I/C PRINCIPAL
Art's, Science & Commerce College
Rahata, Dist. Ahmednagar.

Date- 20/04/2019

To,
The Principal,
Arts, Science and Commerce College, Rahata

Subject: Regarding the feedback given by the stakeholders (2018-19)...

Respected sir,

As per the above mentioned subject, our college has been obtained feedback on curriculum from different stakeholders for the academic year 2018-19. As per the feedback obtained, following points are found which should be considered to take specific actions to fulfill the demands of stakeholders.

- According to the feedback obtained parents suggested that curriculum should be included with the aspects which serving practical knowledge to the student.
- As per the alumni feedback, programmes on career opportunities and personality development should be arranged.
- Alumni suggested that curriculum should fulfill the demand of various industries.
- As per the feedback of parents, the curriculum should not be too vast for UG level.
- More importance has to be given for the personality development programme.

So, it is kind request to take suitable action regarding the feedback from the stakeholders to fulfill their expectations.

Thanking You.



Chairman- Feedback Committee



Shirdi Sai Rural Institute's,
Art's, Science and Commerce College, Rahata

A/p: - Pimplas, Tal: - Rahata Dist. Ahmednagar, 423107 Phone- (02423) 295488

(University of Pune Affiliated ID No. PU/AN/ASC/052/1997)

NAAC Track I D - MHC0GN 80225 AISHE CODE - C - 41932

Email: ascrahata@gmail.com/rahatacollege@rediffmail.com Website: www.ascrahata.org



Date- 22/04/2019

To
The Director,
Shirdi Sai Rural Institute,
Pravaranagar

Subject- Regarding the approval to Feedback Suggestions

Respected sir,

As per the above mentioned subject, I would like to request you to present the feedback analysis report and suggestions given by various stakeholders for the academic year 2018-19 in the upcoming meeting of College Development Committee for approval and suggestions.

As per the feedback obtained, following points are found which should be considered to take specific actions to fulfill the demands of stakeholders.

- According to the feedback obtained parents suggested that curriculum should be included with the aspects which serving practical knowledge to the student.
- As per the alumni feedback, programmes on career opportunities and personality development should be arranged.
- Alumni suggested that curriculum should fulfill the demand of various industries.
- As per the feedback of parents, the curriculum should not be too vast for UG level.
- More importance has to be given for the personality development programme.

Kindly do the needful.

Thanking you,

Yours sincerely


Principal
PRINCIPAL
Art's Science & Commerce
College, Rahata

SHIRDI SAI RURAL INSTITUTE, PRAVARANAGAR

C/O- Arts, Science and Commerce College Campus, Rahata,
Tal- Rahata, Dist-A.Nagar (423107)



Website: www.ascrahata.org
Email: ssri.rahata@pravara.in

Phone- (02423) 295488
Estd- 28th January 1997
Reg.No.-BPT E-16710 (Mumbai)



Recipient of Maharashtra State Govt. Information Technology Award-HRD 2009

Ref/SSRI/EST/2018-19/ 290

Date - 26.12.2019


To,
The Principal,
Arts, Science and Commerce College, Rahata

Subject- Approval of Feedback report and suggestion by CDC....

Dear Sir,

As per the above mentioned subject, I would like to inform that the feedback analysis report and suggestions given by the stakeholders for the year 2018-19 was approved and confirmed during the meetings of the College Development Committee held on 24.12.2019.

Thanking you,


(Dr. B.K. Salalkar)
छायावेकटर
शिर्डी साईं रुरल इन्स्टिट्यूट
प्रवसनगर